

OPTOTRONIC® LED Power Supply

OTi DALI 25/220-240/300 D NFC F L

OTi DALI 35/220-240/400 D NFC F L

OTi DALI 75/220-240/500 D NFC F L

1) **OPTOTRONIC® INTELLIGENT**
OTi DALI 25/220-240/300 D NFC F L
 Constant current LED Power Supply

$I_{load}(mA)$	$P_{rated}(W)$	$U_{rated}(V)$	U_{off}/f_{off}	$I_{off}(A)$	λ	$t_{st}(^{\circ}C)$
35-300	25	64 - 240	220-240V 0/50/60 Hz	0.14	0.30C- 0.95	-25...60

IS 15885 (Part 2) Sec 13
 R-41051349
 www.bis.gov.in

2) $t = 75^{\circ}C$

3) Connect PE to case or PIN 4 wire preparation push in 8-9mm 8-9mm 8-9mm

4) U-OUT=250V
 LED + • 21+
 LED - • 22
 LED - • 23

picture only for reference, valid print on product⁵⁾

1) **OPTOTRONIC® INTELLIGENT**
OTi DALI 75/220-240/500 D NFC F L
 Constant current LED Power Supply

$I_{load}(mA)$	$P_{rated}(W)$	$U_{rated}(V)$	U_{off}/f_{off}	$I_{off}(A)$	λ	$t_{st}(^{\circ}C)$
120-500	75	64 - 240	220-240V 0/50/60 Hz	0.37	0.61C- 0.99	-25...50

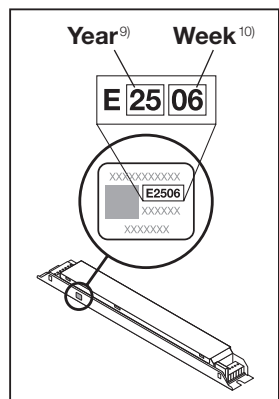
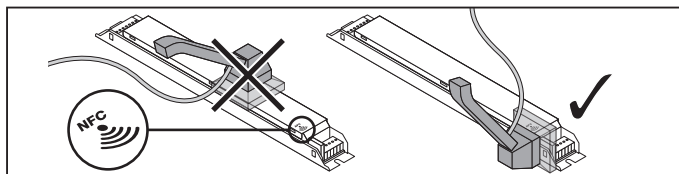
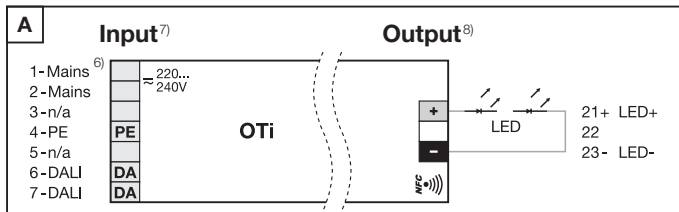
IS 15885 (Part 2) Sec 13
 R-41051349
 www.bis.gov.in

2) $t = 75^{\circ}C$

3) Connect PE to case or PIN 4 wire preparation push in 8-9mm 8-9mm 8-9mm

4) U-OUT=250V
 LED + • 21+
 LED - • 22
 LED - • 23

picture only for reference, valid print on product⁵⁾



OTi DALI	25W	35W	75W
B16	28 x	28 x	23 x
B10	17 x	17 x	14 x
	≤21 A	≤21 A	≤28 A
T_H	160 μs	160 μs	190 μs
V_{N AC}	198 – 264 V		
V_{N DC}	176 – 276 V		

