

OPTOTRONIC® LED Power Supply

OT FIT 120/220-240/750 D LT2 L

1) **OPTOTRONIC®**
OT FIT 120/220-240/750 D LT2 L
 Constant current LED Power Supply

2) $t_c = 75^\circ\text{C}$

3) **OSRAM** LEDset

4) **OSRAM**

U_{OUT} = 250V

LED + ● 21
 ● 22
 ○ 23
 LEDset ● 24
 LED-aux ● 25
 LED - ● 26
 LED - ● 27

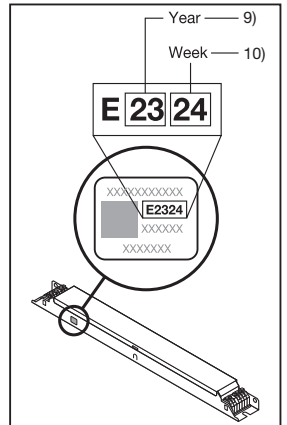
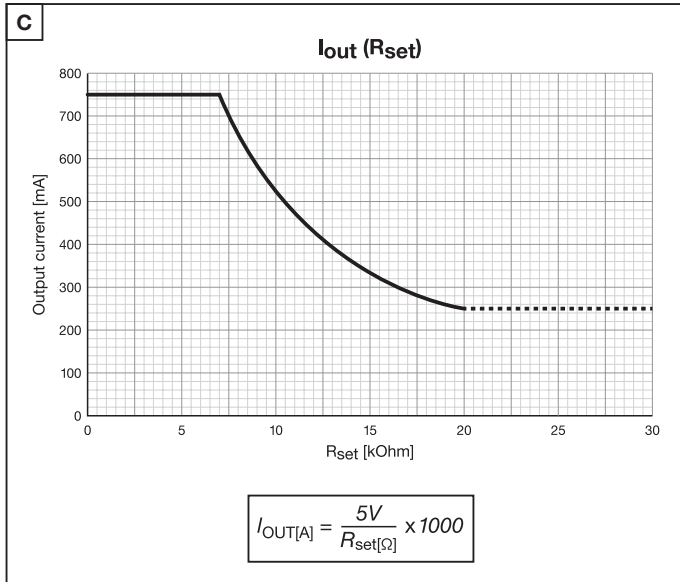
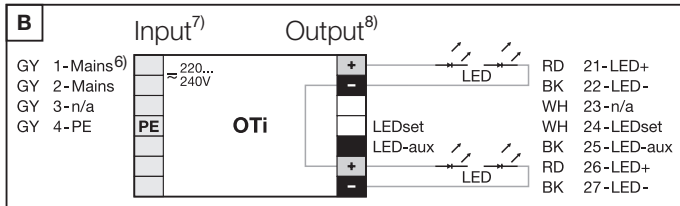
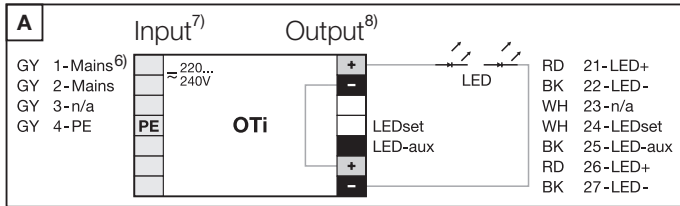
I _{load} [mA]	P _{max} [W]	U _{max} [V]	U _o /f _o	I _o [A]	λ	T _o [°C]
280-750	120	94 - 218	220-240V 50/60 Hz	0,58	0,71C 0,98	-25...50

IS 15065
 (Part 2) Spec 13
 R-41058815
 www.osg.gov.cn

Connect PE to case or PN 4
 in wire preparation
 length 50...100
 F 633-1-05
 Print

Designed and engineered in Germany
 Made in Belgium

picture only for reference, valid print on product 5)



B16	13 x
B10	8 x
A	≤ 70 A
T_H	146 μs
V_{N AC}	198–264 V
V_{N DC}	176–276 V

OSRAM

