

ICUTRONIC IT DALI 100/220-240/800 D LT2 L

Constant current DALI LED driver – non isolated

Wide operating area up to 800mA, 3...100% dimmable*

DALI-2 certified. optimal performance / budget ratio.
 High module flexibility thanks to wide operating area. Good dimming performance with low ripple.
 Made for energy saving applications due to low standby consumption.
 Flexible current setting with RSet interface.

Benefits

Wide operating range: 300 – 800mA
 Adjustable current via DALI programmable or RSet
 Small, slim white metal housing 30 x 21 mm
 Suitable for emergency lighting units
 Smart analogue dimming 3...100%*
 With Touch DIM and Corridor Function
 DALI-2 certificated.


Applications

Linear and area lighting
 Office – industrial – shop

Approbations

CE, ENEC, CCC, BIS, RCM

In preparation, if not already printed on the label



Housing material: metal, white painted

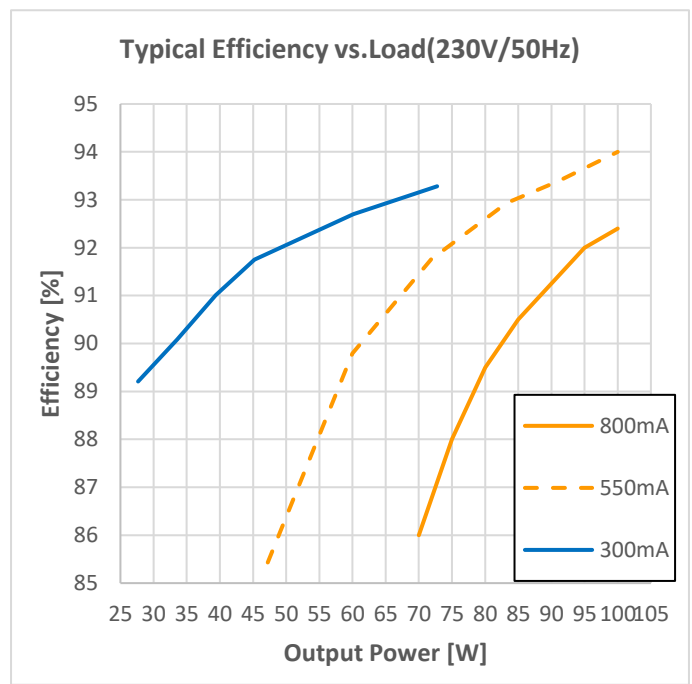
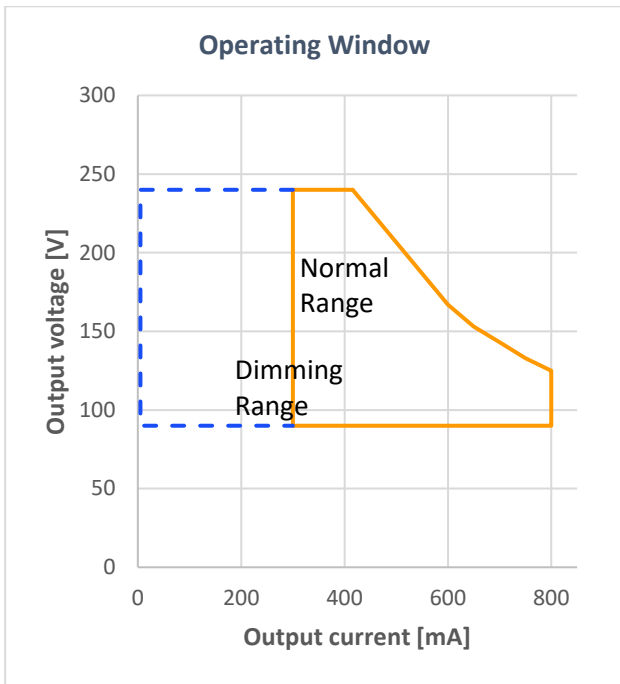
Product Features

- Output current range 300 – 800mA
- Fully digital programmable
- dimming down to 3%
- Very high efficiency up to 94%
- Low stand-by consumption <0.25 W
- Constant Lumen Output
- Suitable for emergency lighting
- Very wide operating window
- Overload & temperature protection
- Very low ripple $\leq 4\%$
- 100'000 h lifetime at $t_c = 65^\circ\text{C}$
- $t_c \text{ max} = 75^\circ\text{C}$
- Wide t_a range $-25 - +50^\circ\text{C}$
- 5 years guarantee

Electrical Specifications

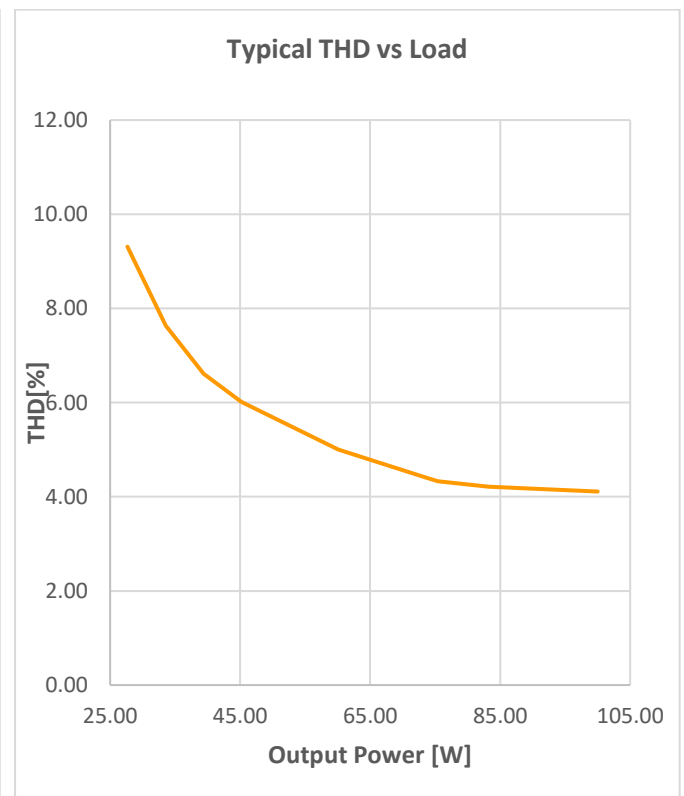
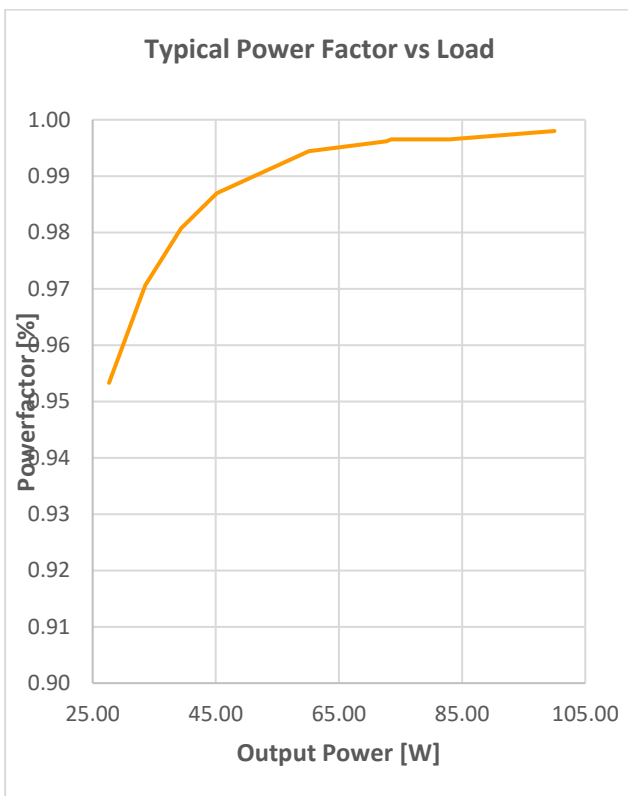
| | Item | Value | Unit | Remarks |
|--------------------------------|------------------------------------|------------------|--|---|
| INPUT | Nominal voltage | 220 – 240 | V | |
| | Nominal frequency | 0 / 50 / 60 | Hz | |
| | AC voltage range | 198 – 264 | V | AC or RAC |
| | DC voltage range | 176 – 276 | V | DC |
| | Maximum voltage | 350 | Vac | 1 hour maximum, unit might not operate in this abnormal condition |
| | Nominal current | 0.55 | A | AC input |
| | Nominal current | 0.26 | A | DC input EOFi: 1 |
| | Nominal current | 0.08 | A | DC input EOFi: 0.3 |
| | Total Harmonic Distortion (THD) | < 10 | % | Full load |
| | Power factor | > 0.98 | | Full load, 220 – 240 V, 50 Hz / see graphs |
| | Efficiency | Up to 94 | % | Full load, 220 – 240 V, 50 Hz / see graphs |
| | Starting time | ≤ 0.9 | s | |
| | Power losses | 8 | W | Maximum, full load |
| | Network stand-by power | < 0.25 | W | |
| | Protection class | I | | PE can be connected either to terminal or housing |
| | Inrush current | 40 | A pk | th = 168 μs |
| Max. units per circuit breaker | B16: 19 B10: 12 | | | |
| OUTPUT | Nominal voltage range | 90 – 240 | V | |
| | Maximum voltage | < 250 | Vdc | w/ Open Circuit |
| | Nominal current range | 300 – 800 | mA | |
| | Current accuracy | +/- 5 | % | With LEDset2 +/-5% |
| | Current ripple | < 4 | % | 100 Hz., low freq. ripple is negligible |
| | PST | < 1 | | |
| | SVM | <0.4 | | |
| | Nominal power range | 27 – 100 | W | |
| | Maximum power | 100 | W | |
| | DC Output current (EL) | 30-100 | % | EOFi: 0.3-1 0.3 is preset value, adjustable via software, at DC or RAC |
| Galvanic isolation | Non-isolated | | Non-isolated | |
| Dimming | Dimming control | yes | | Touch Dim, DALI |
| | Dimming range | 3...100* | % | |
| | Dimming Standard | DALI-2 | | |
| | insulation type for DALI circuit | Basic insulation | | Galvanic isolation DALI VS input circuits, DALI VS output circuits: |
| LEDse | LEDset Open | 300 | mA | LEDset vs LEDsetGND open |
| | LEDset short | 800 | mA | LEDset vs LEDsetGND short |
| ENVIRONMENT | Ambient temperature range t_a | -25 ...+50 | °C | |
| | Maximum case temperature t_c | 75 | °C | Measured on t_c point indicated of the product label |
| | Max. case temp. in fault condition | 110 | °C | |
| | Storage temperature range | -25 ...+85 | °C | |
| | Relative humidity | 5 ... 85 | % | Not condensing |
| | Surge transient protection | 1 2 | kV | L/N LN/PE acc to. EN 61547 Clause 5.7 |
| | Environmental rating | Indoor | | |
| | IP rating | IP 20 | | |
| Mains switching cycles | > 100'000 | | | |
| Expected lifetime | 50'000 100'000 | h | $t_c = 75^{\circ}\text{C}$, 0.2% / 1'000 h failure rate, 24h ON $t_c = 65^{\circ}\text{C}$, 0.1% / 1'000 h failure rate, 24h ON | |

* 3...100% intelligent dimming ballast with DALI minimum current 5mA.



Operating Window IT DALI 100/220-240/800 D LT2 L

Typical Efficiency vs. Load (230 V 50 Hz) IT DALI 100/220-240/800 D LT2 L



Typical Power Factor vs. Load IT DALI 100/220-240/800 D LT2 L

Typical THD Vs Load IT DALI 100/220-240/800 D LT2 L

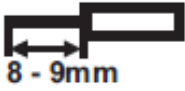
Wiring Diagram

| | |
|-----------------------------|-------------------|
| Terminal: | Push in terminals |
| Max. cable length – system: | 2 m |
| Geometry (l*b*h): | 280*30*21 mm |

wire preparation

push in

s: 0.5 - 1.5[□]



Product Weight: 205g

Protections

Over temperature

Automatic, reversible

Overload

Automatic, reversible

No load

Automatic, reversible

Short-circuit

Automatic, reversible

Input overvoltage

Maximum allowed input voltage 350V AC/ 1hr

Output overvoltage

Yes, limitation of Output voltage < 250Vrms

Output under voltage

NA

LED load protection

NA

Remark:

For Australia and New Zealand



Risk of electric shock

WARNING: FELV terminals marked "Risk of electric shock" are not safe to touch.

WARNING: Circuits connected to any FELV control terminal shall be insulated for the LV supply voltage of the control gear and any terminals connected to the FELV circuit shall be protected against accidental contact.

Safety Caution:

1. The lamp control gear relies upon the luminaire enclosure for protection against accidental contact with live parts.
2. Hot plug-in or secondary switching of LEDs is not permitted and may cause a very high current to the LEDs.
3. Over temperature protection: the driver is protected against temporary overheating by reducing output current or shutting down until the overheating is eliminated.
4. The lamp control gear is not suitable for high-risk area lighting.

Ecodesign regulation information:

Intended for use with LED modules. The forward voltage of the LED light source shall be within the defined operating window of the control gear in all operating conditions including dimming if applicable. Separate control gear and light sources must be disposed of at certified disposal companies in accordance with Directive 2012 /19/EU (WEEE) in the EU and with Waste Electrical and Electronic Equipment (WEEE) Regulations 2013 in the UK. For this purpose, collection points for recycling centers and take-back systems (CRSO) are available from retailers or private disposal companies, which accept separate control gear and light sources free of charge. In this way, raw materials are conserved, and materials are recycled.

Standards

IEC 61347-1,
IEC 61347-2-13
IEC 62384
IEC 61000-3-2
IEC 61000-3-3
IEC 61547

| Product name | EAN10 | EAN40 | Pieces / box |
|---------------------------------|---------------|---------------|--------------|
| IT DALI 100/220-240/800 D LT2 L | 4062172380133 | 4062172380140 | 20 |

Inventronics GmbH
Parkring 31-33
85748 Garching
Germany.
www.inventronicsglobal.com

The logo for Inventronics, featuring the word "inventronics" in a lowercase, orange, sans-serif font. The letter "i" is stylized with a vertical bar to its left.