

Product data sheet: OT FIT 100/220-240/700 D NFC HV L

Constant current LED driver incl. NFC Interface – non isolated

Wide operating area up to 700mA

Flexible, reliable solution for energy saving lighting:
Combining a high operating area with a maximum of efficiency and lifetime in small dimensions
Flexible and future-proof current setting via NFC*


Benefits

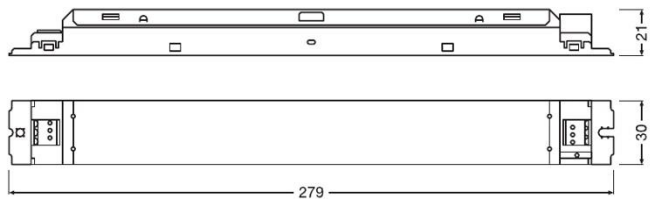
- Wide operating range: 200 – 700mA
- Adjustable current via NFC
- CLO integrated for maximizing energy savings
- 5 years guarantee
- Small, slim white metal housing 30 x 21 mm
- Suitable for emergency lighting units

Applications

- Linear and area lighting
- Office – industrial – retail

Applications

CE, ENEC, CCC, RCM, EL  In preparation, if not already printed on the label



Housing material: metal, white painted

*for more information please refer to Tuner4TRONIC™

Product Features

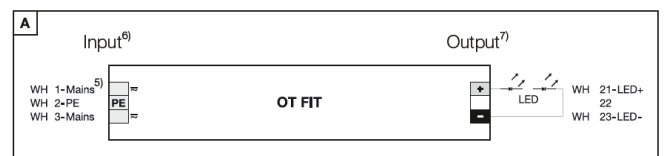
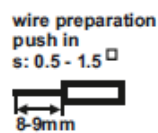
- Output current range 200 – 700mA
- Overload protection
- Very low ripple $\leq 1\%$
- Very high efficiency up to 95%
- Output power up to 100W
- Mains voltage 220 – 240V
- Suitable for emergency lighting
- Fast NFC programming (current)
- Overtemperature protection
- CLO integrated
- 100'000 h lifetime at $t_c = 70^\circ\text{C}$
- $t_c \text{ max} = 80^\circ\text{C}$
- Wide t_a range $-25 - +55^\circ\text{C}$
- 5 years guarantee

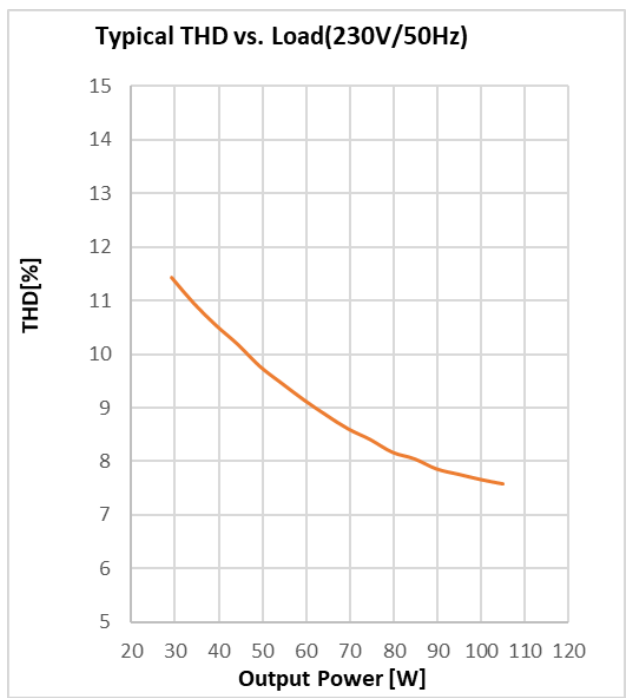
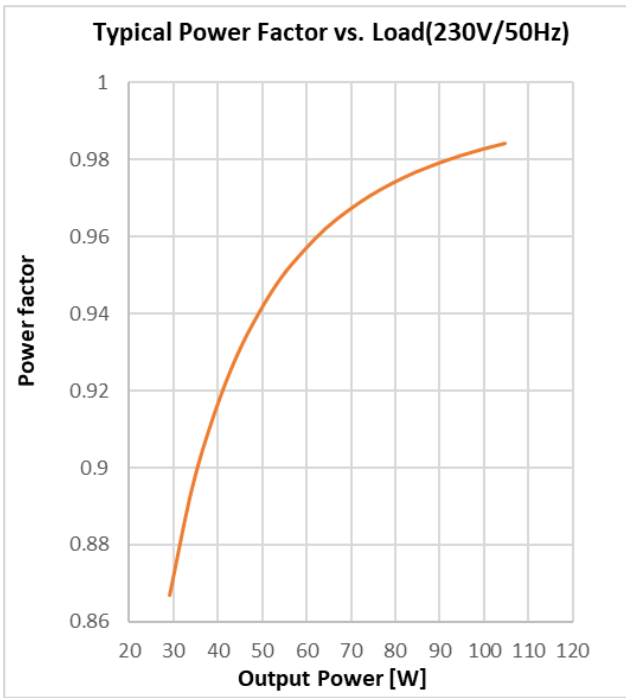
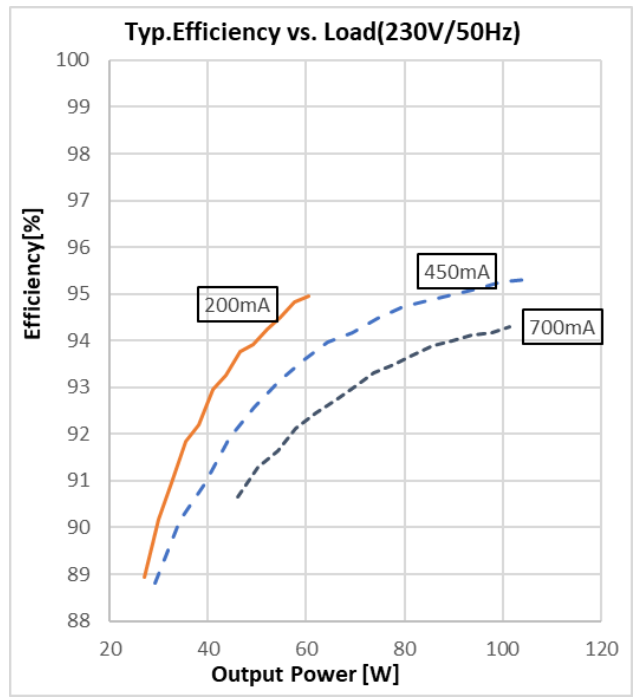
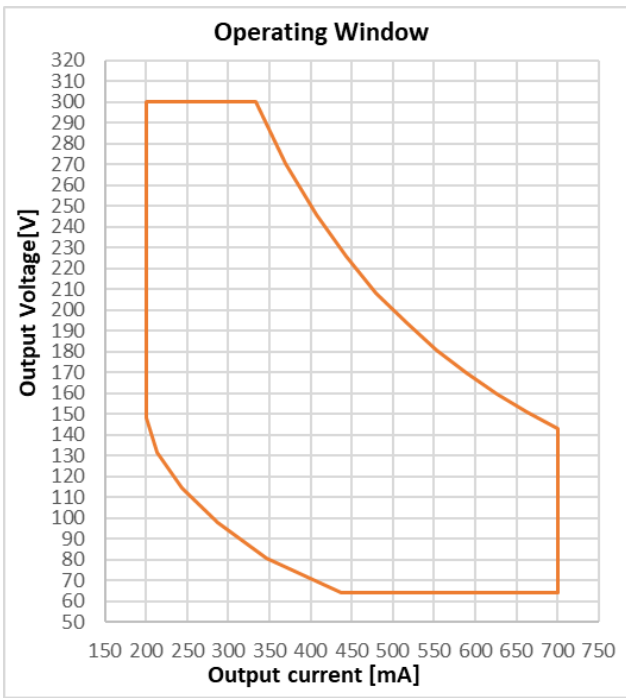
Electrical Specifications

	Item	Value	Unit	Remarks	
INPUT	Nominal voltage	220 – 240	V		
	Nominal frequency	0 / 50 / 60	Hz		
	AC voltage range	198 – 264	V		
	DC voltage range	176 – 276	V	DC or pulsating DC	
	Maximum voltage	350	Vac	2 h maximum, unit might not operate in this abnormal condition	
	Nominal current	0.5	A	Full load	
	Total Harmonic Distortion (THD)	~ 8	%	Full load	
	Power factor	> 0.97		Full load, 220 – 240 V, 50 Hz / see graphs	
	Efficiency	Up to 95	%	Full load, 220 – 240 V, 50 Hz / see graphs	
	Starting time	≤ 0.5	s		
	Power losses	5.5	W	Maximum, full load	
	Protection class	I		PE can be connected either to terminal or housing	
	Inrush current	37.6	A pk	th = 201 μs	
	OUTPUT	Max. units per circuit breaker	B16: 17 B10: 10		
Protective conductor current		< 0.5	mA	Through PE	
Nominal voltage range		64 – 300	V		
Maximum voltage		< 340	Vdc	w/ Open Circuit	
Nominal current range		200 – 700	mA		
Current accuracy		+/- 3	%	≤400...700mA ±3%; 200...<400mA ±5%	
Current ripple		< 1	%	100 Hz., low freq. ripple is negligible	
Nominal power range		28 – 100	W		
Maximum power		100	W		
Emergency output factor (EL)		100	%	ta = -25...+55°C: EOF _I = 1 ta = +55...+80°C: EOF _I = 0.45	
Galvanic isolation		no		Non-isolated	
ENVIRONMENT		Ambient temperature range t _a	-25 ... +55	°C	
		Maximum case temperature t _c	80	°C	Measured on t _c point indicated of the product label
		Max. case temp. in fault condition	110	°C	
	Storage temperature range	-25 ... +85	°C		
	Relative humidity	5 ... 85	%	Not condensing	
	Surge transient protection	1 2	kV	L/N LN/PE acc to. EN 61547 Clause 5.7	
	Environmental rating	Indoor			
	IP rating	IP 20			
	Mains switching cycles	> 100'000			
Expected lifetime	50'000 100'000	h	t _c = 80°C, 0.2% / 1'000 h failure rate, 24h ON t _c = 70°C, 0.1% / 1'000 h failure rate, 24h ON		

Wiring Diagram

Terminal: Push in terminals
 Max. cable length - system: 2 m
 Geometry (l x b x h): 280x30x21





Remarks

- **Input overvoltage protection:** mains up to 350 Vac, for two hours maximum, will not destroy both the unit and the load; shut down of the load might occur in this condition.
- **Input surge protection:** the unit is protected against surge up to 1kV between L-N (symmetric surge) and 2 kV L/N-PE (asymmetric surge). During an asymmetric surge, the voltage between the LED outputs and PE is equal or lower than the applied surge voltage.
- **Output short circuit / undervoltage protection:** shut down of the load happens if Vout is out of the operating range.
- **Output overload protection:** unit automatically reduces the output current to keep the output power below 105W.
- **Output over voltage protection:** shut down of the load might happen if Vout exceeds 300V
 - o **Step 1:** output current reduction to decrease Vout;
 - o **Step 2:** shut down of the load at longer or extreme overvoltage.
- **No load operation:** the unit automatically switches off, the maximum output voltage is <340V.
- **Overtemperature protection:** the unit is protected against temporary overheating by automatic reduction of the output current when $t_c > 80^\circ\text{C}$.
- **Switchover time:** lower than 0.5 s, from AC to DC mains and viceversa.
- **Output power hold time:** > 4 ms, in case of mains dips.
- **Emergency lighting:** this LED power supply is suitable for emergency lighting fixtures acc. to EN 60598-2-22; according to EN 61347-2-13 Annex J.

Standards

EN 61347-1
EN 61347-2-13
EN 62384
EN 61000-3-2
EN 61000-3-3
EN 61547
EN 55015

Product name	EAN10	EAN40	Pieces / box
OT FIT 100/220-240/700 D NFC HV L	4062172382298	4062172382304	20

Inventronics GmbH

Parking 31-33
85478 Garching, Germany
Phone +49 89 6213-0
www.inventronics-light.com

inventronics