

## IT FIT 22/220-240/550 CS T-G HE (NEW)

ICUTRONIC FIT CS Track HE



### Product family features

- SELV LED driver in track adaptor
- Dip-switches for easy output current selection
- Lifetime 50 000 h at tc max
- Low THD <10% @ full load
- Low LF-ripple < 3%

### Product family benefits

- Short housing for minimum distance between spotlights
- High light quality due to low ripple current
- High efficiency (up to 92.5%)
- High flexibility due to four different output currents per type
- SELV system

## Areas of application

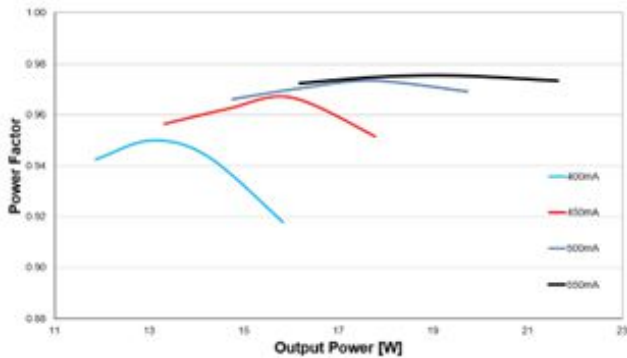
- Track lights
- Shops and hospitality: retail, hotels, restaurants
- Suitable for luminaires of protection class II
- Suitable for three circuits system

## Technical data

### Electrical data

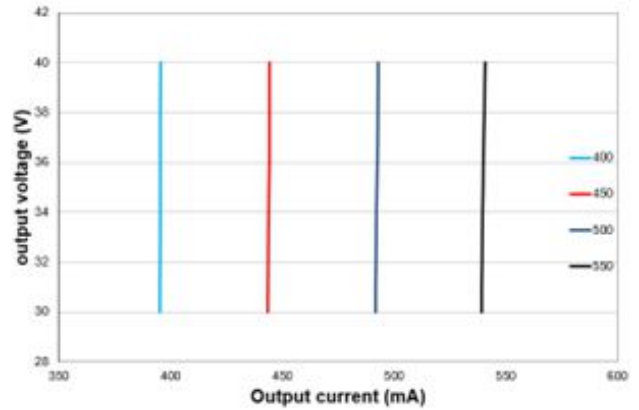
Nominal input voltage	220...240 V
Mains frequency	50/60 Hz
Input voltage AC	198...264 V
Nominal input current at 230 V	0.125 A
Total harmonic distortion	< 10 %
Power factor $\lambda$	0.90C...0.95
Efficiency in full-load	92.5 %
Device power loss	1.78 W
Inrush current	16.9 A
Max. ECG no. on circuit breaker 10 A (B)	41
Max. ECG no. on circuit breaker 16 A (B)	67
Surge capability (L-N)	1 kV
Surge capability (L/N-Ground)	2 kV
Protective conductor current	<0.7 mA
Nominal output voltage	30...40 V
U-OUT (working voltage)	60 V
Nominal output current	400 mA / 450 mA / 500 mA / 550 mA
Default output current	550 mA
Output current tolerance	$\pm 5$ %
Output ripple current (100 Hz)	3 %
Output PSTLM	$\leq 1$
Output SVM	$\leq 0.4$
Nominal output power	12...22 W
Maximum output power	22 W
Galvanic isolation primary/secondary	SELV

## Typical Power Factor v Load



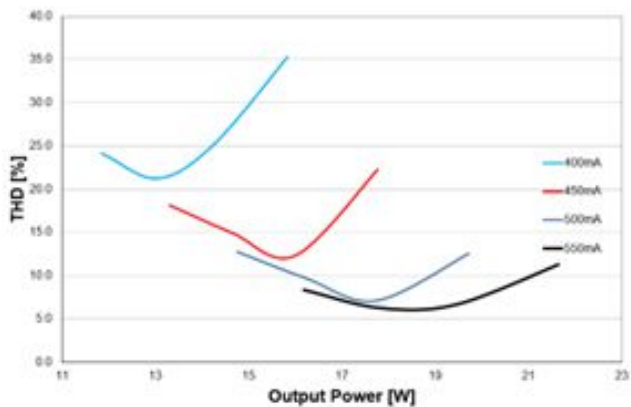
IT FIT 22 CS T HE Typical Power factor vs Load

## Operating Window



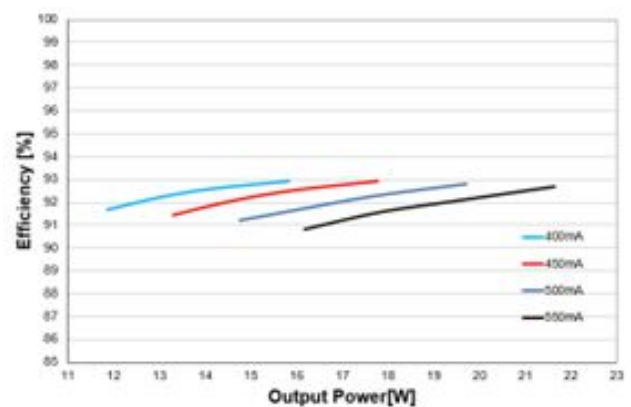
IT FIT 22 CS T HE Operating window

## Typical THD v Load



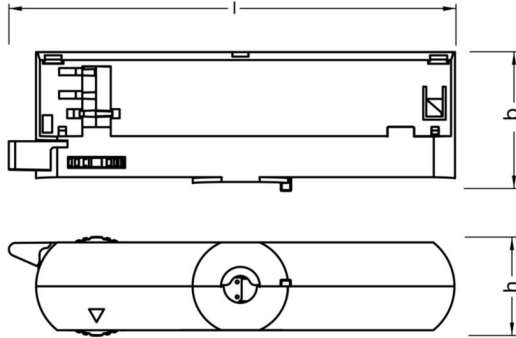
IT FIT 22 CS T HE Typical THD vs Load

## Typical Efficiency v Load 230 V 50 Hz



IT FIT 22 CS T HE Typical Efficiency vs Load (230 V / 50 Hz)

## Dimensions & weight



<b>Product weight</b>	102.00 g
<b>Length</b>	149.0 mm
<b>Width</b>	33.0 mm
<b>Height</b>	46.0 mm
<b>Cable cross-section, output side</b>	0.5...1.5 mm <sup>2</sup>
<b>Wire preparation length, output side</b>	7...8 mm
<b>Cable/wire length, output side</b>	2000 mm

## Colors & materials

<b>Casing material</b>	Plastic
<b>Product color</b>	GREY RAL 7040

## Temperatures & operating conditions

<b>Ambient temperature range</b>	-20...+35 °C
<b>Maximum temperature at tc test point</b>	65 °C
<b>Max.housing temperature in case of fault</b>	110 °C
<b>Temperature range at storage</b>	-20...80 °C
<b>Permitted rel. humidity during operation</b>	5...85 %

## Lifespan

<b>ECG lifetime</b>	50000 h
---------------------	---------

## Additional product data

<b>Encapsulated</b>	No
<b>Compatible track systems</b>	GLOBAL / EUTRAC / Nuco / Ivela / STAFF / NORLUX / Unipro / Powergear / ERCO / AAG

## Capabilities

<b>Programming interface</b>	Dipswitch
<b>Dimmable</b>	No
<b>Max. cable length to lamp/LED module</b>	2.0 m
<b>Suitable for fixtures with prot. class</b>	II
<b>Suitable for emergency lighting</b>	No
<b>Type of connection, output side</b>	Push terminal
<b>Number of channels</b>	1
<b>Overheating protection</b>	Automatic reversible
<b>Overload protection</b>	Automatic reversible
<b>Short-circuit protection</b>	Automatic reversible
<b>Intended for no-load operation</b>	No
<b>No-load proof</b>	Yes

## Programming

<b>Programming device</b>	DIPswitch
---------------------------	-----------

## Certificates & standards

<b>Approval marks – approval</b>	CE / ENEC / VDE / CQC
<b>Standards</b>	IEC 61347-1 / IEC 61347-2-13 / IEC 62384 / CISPR 15 / EN 61000-3-2 / EN 61547
<b>Type of protection</b>	IP20

## Logistical data

<b>Commodity code</b>	85044083900
-----------------------	-------------

## Environmental information

<b>Information according Art. 33 of EU Regulation (EC) 1907/2006 (REACH)</b>	
<b>Date of Declaration</b>	31-03-2026
<b>Primary Article Identifier</b>	6937186161451
<b>Candidate List Substance 1</b>	Cadmium Hydroxide
<b>CAS No. of substance 1</b>	21041-95-2
<b>Safe Use Instruction</b>	The identification of the Candidate List substance is sufficient to allow safe use of the article.
<b>Declaration No. in SCIP database</b>	0229f442-6b58-4ae2-8128-070a8d7ba4ab
<b>SCIP_ID</b>	

## Ecodesign regulation information:

Intended for use with LED modules.

The forward voltage of the LED light source shall be within the defined operating window of the control gear in all operating conditions including dimming if applicable.

Separate control gear and light sources must be disposed of at certified disposal companies in accordance with Directive 2012/19/EU (WEEE) in the EU and with Waste Electrical and Electronic Equipment (WEEE) Regulations 2013 in the UK. For this purpose, collection points for recycling centres and take-back systems (CRSO) are available from retailers or private disposal companies, which accept separate control gear and light sources free of charge. In this way, raw materials are conserved and materials are recycled.

## Download Data

File		
CAD data 2-dim	Compressed	▶ IT FIT CS T HE CAD2PDF 150126
CAD data 3-dim	Compressed	▶ IT FIT CS T HE CAD3PDF 150126
CAD data	Compressed	▶ IT FIT CS T HE STEP 150126
User instruction	PDF	▶ UI IT FIT CS T HE

## Logistical Data

Product code	Product description	Packaging unit (Pieces/Unit)	Dimensions (length x width x height)	Volume	Gross weight
6937186161451 INVENTRONICS	IT FIT 22/220-240/550 CS T-G HE	Shipping carton box 20 Pieces	310 x 187 x 118 mm	6.84 dm <sup>3</sup>	114.49 g

The mentioned product code describes the smallest quantity unit which can be ordered. One shipping unit can contain one or more single products. When placing an order, for the quantity please enter single or multiples of a shipping unit