

IT FIT 14/220-240/350 CS T-B HE (NEW)

ICUTRONIC FIT CS Track HE



Product family features

- SELV LED driver in track adaptor
- Dip-switches for easy output current selection
- Lifetime 50 000 h at tc max
- Low THD <10% @ full load
- Low LF-ripple < 3%

Product family benefits

- Short housing for minimum distance between spotlights
- High light quality due to low ripple current
- High efficiency (up to 92.5%)
- High flexibility due to four different output currents per type
- SELV system

Areas of application

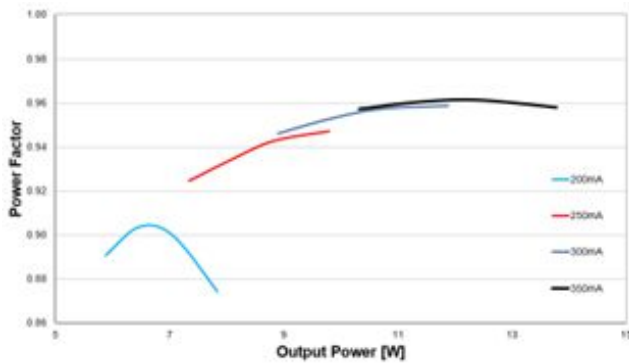
- Track lights
- Shops and hospitality: retail, hotels, restaurants
- Suitable for luminaires of protection class II
- Suitable for three circuits system

Technical data

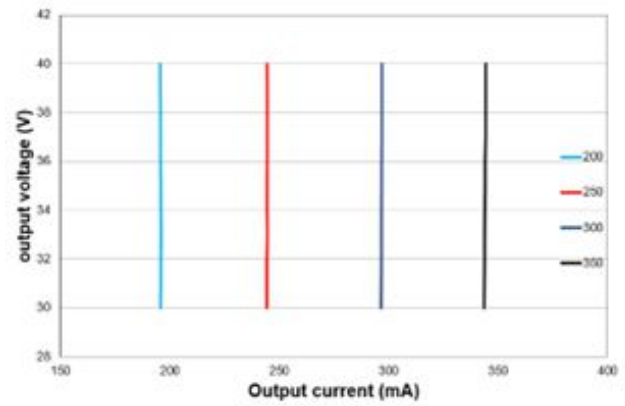
Electrical data

Nominal input voltage	220...240 V
Mains frequency	50/60 Hz
Input voltage AC	198...264 V
Nominal input current at 230 V	0.08 A
Total harmonic distortion	< 10 %
Power factor λ	0.85C...0.95
Efficiency in full-load	92 %
Device power loss	1.22 W
Inrush current	16.5 A
Max. ECG no. on circuit breaker 10 A (B)	43
Max. ECG no. on circuit breaker 16 A (B)	69
Surge capability (L-N)	1 kV
Surge capability (L/N-Ground)	2 kV
Protective conductor current	<0.7 mA
Nominal output voltage	30...40 V
U-OUT (working voltage)	60 V
Nominal output current	200 mA / 250 mA / 300 mA / 350 mA
Default output current	350 mA
Output current tolerance	± 5 %
Output ripple current (100 Hz)	3 %
Output PSTLM	≤ 1
Output SVM	≤ 0.4
Nominal output power	6...14 W
Maximum output power	14 W
Galvanic isolation primary/secondary	SELV

Typical Power Factor v Load



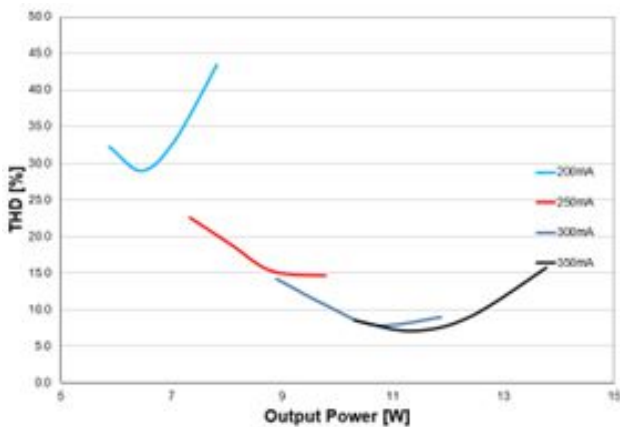
Operating Window



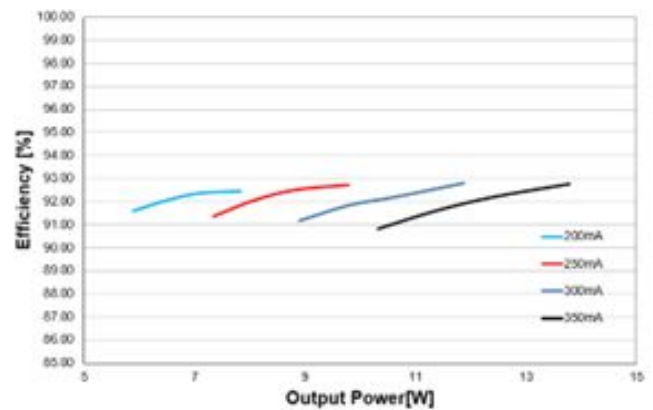
IT FIT 14 CS T HE Typical Power factor vs. Load

IT FIT 14 CS T HE Operating window

Typical THD v Load



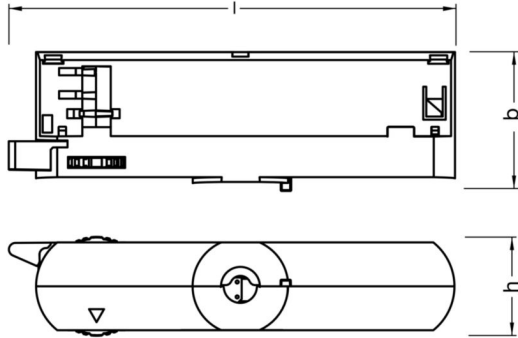
Typical Efficiency v Load 230 V 50 Hz



IT FIT 14 CS T HE Typical THD Vs Load

IT FIT 14 CS T HE Typical Efficiency vs. Load (230 V / 50 Hz)

Dimensions & weight



Product weight	102.00 g
Length	149.0 mm
Width	33.0 mm
Height	46.0 mm
Cable cross-section, output side	0.5...1.5 mm ²
Wire preparation length, output side	7...8 mm
Cable/wire length, output side	2000 mm

Colors & materials

Casing material	Plastic
Product color	BLACK RAL 9011

Temperatures & operating conditions

Ambient temperature range	-20...+35 °C
Maximum temperature at tc test point	65 °C
Max.housing temperature in case of fault	110 °C
Temperature range at storage	-20...80 °C
Permitted rel. humidity during operation	5...85 %

Lifespan

ECG lifetime	50000 h
---------------------	---------

Additional product data

Encapsulated	No
Compatible track systems	GLOBAL / EUTRAC / Nuco / Ivela / STAFF / NORLUX / Unipro / Powergear / ERCO / AAG

Capabilities

Programming interface	Dipswitch
Dimmable	No
Max. cable length to lamp/LED module	2.0 m
Suitable for fixtures with prot. class	II
Suitable for emergency lighting	No
Type of connection, output side	Push terminal
Number of channels	1
Overheating protection	Automatic reversible
Overload protection	Automatic reversible
Short-circuit protection	Automatic reversible
Intended for no-load operation	No
No-load proof	Yes

Programming

Programming device	DIPswitch
--------------------	-----------

Certificates & standards

Approval marks – approval	CE / ENEC / VDE / CQC
Standards	IEC 61347-1 / IEC 61347-2-13 / IEC 62384 / CISPR 15 / EN 61000-3-2 / EN 61547
Type of protection	IP20

Logistical data

Commodity code	85044083900
----------------	-------------

Environmental information

Information according Art. 33 of EU Regulation (EC) 1907/2006 (REACH)	
Date of Declaration	31-03-2026
Primary Article Identifier	6937186161352
Candidate List Substance 1	Lead
CAS No. of substance 1	7439-92-1
Safe Use Instruction	The identification of the Candidate List substance is sufficient to allow safe use of the article.
Declaration No. in SCIP database	cf4220eb-b173-41a5-ac3d-389bdf8db488
SCIP_ID	

Ecodesign regulation information:

Intended for use with LED modules.

The forward voltage of the LED light source shall be within the defined operating window of the control gear in all operating conditions including dimming if applicable.

Separate control gear and light sources must be disposed of at certified disposal companies in accordance with Directive 2012/19/EU (WEEE) in the EU and with Waste Electrical and Electronic Equipment (WEEE) Regulations 2013 in the UK. For this purpose, collection points for recycling centres and take-back systems (CRSO) are available from retailers or private disposal companies, which accept separate control gear and light sources free of charge. In this way, raw materials are conserved and materials are recycled.

Download Data

File		
CAD data 2-dim	Compressed	▶ IT FIT CS T HE CAD2PDF 150126
CAD data 3-dim	Compressed	▶ IT FIT CS T HE CAD3PDF 150126
CAD data	Compressed	▶ IT FIT CS T HE STEP 150126
User instruction	PDF	▶ UI IT FIT CS T HE

Logistical Data

Product code	Product description	Packaging unit (Pieces/Unit)	Dimensions (length x width x height)	Volume	Gross weight
6937186161352 INVENTRONICS	IT FIT 14/220-240/350 CS T-B HE	Shipping carton box 20 Pieces	310 x 187 x 118 mm	6.84 dm ³	114.49 g

The mentioned product code describes the smallest quantity unit which can be ordered. One shipping unit can contain one or more single products. When placing an order, for the quantity please enter single or multiples of a shipping unit