

IT FIT 30/220-240/700 CS MINI

ICUTRONICS FIT CS MINI | Compact constant current LED driver – Non dimmable



Product family features

- Supply voltage: 220...240 V
- Line frequency: 50 Hz | 60 Hz
- Line voltage: 198...264 V

Product family benefits

- Small housing for flexible luminaire designs
- Higher quality of light thanks to < 3% output ripple current
- Operating temperature: up to 60 °C
- User flexibility with four different output currents from one driver
- Flexible current selection via DIP switch
- Reversible overtemperature, overload, short-circuit and open-circuit protection
- High efficiency (up to 92%)

Areas of application

- Extra small design for downlights, spotlights and other indoor luminaries
- Suitable for luminaires of protection classes I and II
- Suitable for indoor SELV installations

Technical data

Electrical data

Nominal input voltage	220...240 V
Mains frequency	50/60 Hz
Input voltage AC	198...264 V ¹⁾
Nominal input current at 230 V	0.16 A ²⁾
Total harmonic distortion	< 15 %
Power factor λ	0.85C...0.96
Efficiency in full-load	92 % ³⁾
Device power loss	2.3 W ⁴⁾
Inrush current	16.7 A ⁵⁾
Max. ECG no. on circuit breaker 10 A (B)	22
Max. ECG no. on circuit breaker 16 A (B)	35
Surge capability (L-N)	1 kV
Surge capability (L/N-Ground)	2 kV ⁶⁾
Protective conductor current	not relevant
Nominal output voltage	30...40 V
U-OUT (working voltage)	60 V
Nominal output current	550/600/650/700 mA
Default output current	700 mA
Output current tolerance	±5 %
Output ripple current (100 Hz)	< 3 %
Output PSTLM	≤1
Output SVM	≤0.4
Nominal output power	16.5...28 W
Maximum output power	28 W
Galvanic isolation primary/secondary	SELV

1) Safety voltage range

2) At full load, 230 V, 50 Hz

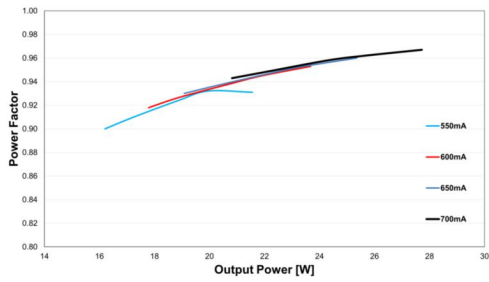
3) at 230 V, 50 Hz

4) At 230 V, Input power 30.3W max.

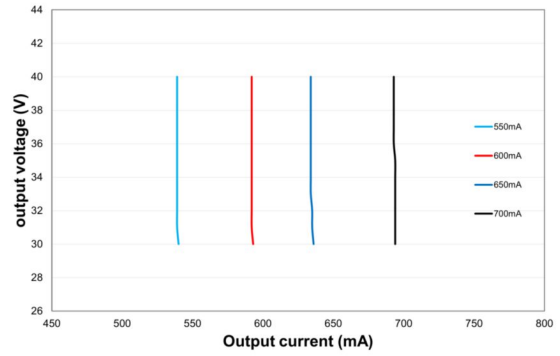
5) $t_{width} = 220 \mu s$ typical (measured at 50 % I_{peak})

6) L/N – PE acc to EN 61547 Cluase 5.7

Typical Power Factor v Load



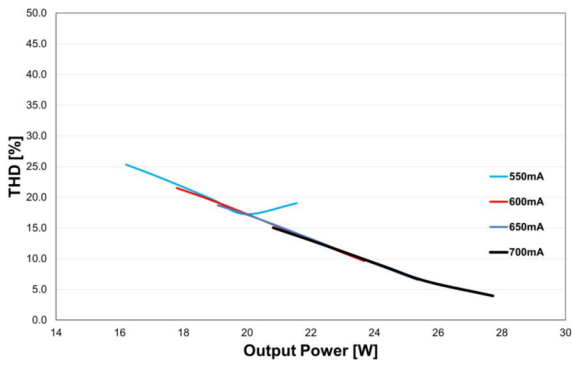
Operating Window



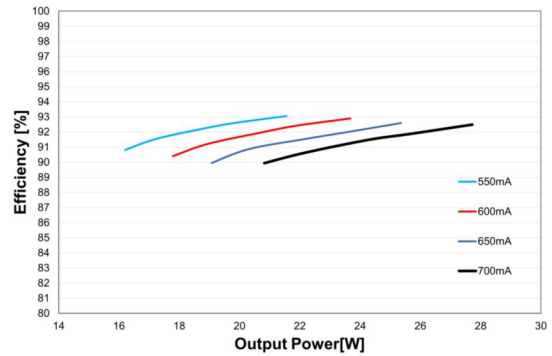
IT FIT 30 CS MINI Typical Power Factor vs. Load

IT FIT 30 CS MINI Operating Window

Typical THD v Load



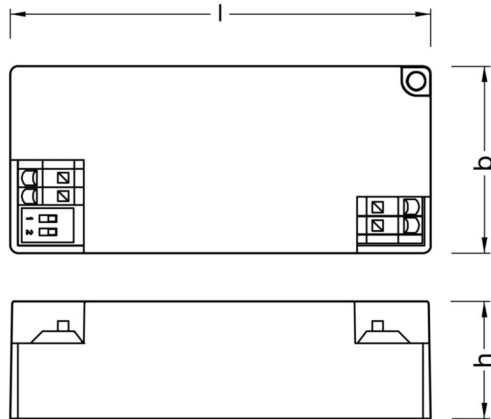
Typical Efficiency v Load 230 V 50 Hz



IT FIT 30 CS MINI Typical THD Vs Load

IT FIT 30 CS MINI Typical Efficiency vs. Load

Dimensions & weight



Product weight	86.00 g
Length	80.0 mm
Width	35.5 mm
Height	22.3 mm
Mounting hole spacing, length	78.4 mm
Mounting hole spacing, width	28.4 mm
Cable cross-section, input side	0.5...1.5 mm ²
Cable cross-section, output side	0.5...1.5 mm ²
Wire preparation length, input side	7...8 mm
Wire preparation length, output side	7...8 mm
Cable/wire length, output side	2000 mm

Colors & materials

Casing material	Plastic
Product color	White

Temperatures & operating conditions

Ambient temperature range	-20...+60 °C
Maximum temperature at tc test point	85 °C ¹⁾
Max.housing temperature in case of fault	110 °C
Temperature range at storage	-40...+85 °C
Permitted rel. humidity during operation	5...95 %

1) Measured on tc point indicated of the product label.

Lifespan

ECG lifetime	50000 / 100000 h ¹⁾
---------------------	--------------------------------

1) At maximum $T_c = 85^\circ\text{C}$ / 10% failure rate / At maximum $T_c = 75^\circ\text{C}$ / 10% failure rate

Additional product data

Encapsulated	No
---------------------	----

Capabilities

Programming interface	Dipswitch
Dimmable	No
Constant lumen function	No
Max. cable length to lamp/LED module	2.0 m ¹⁾
Suitable for fixtures with prot. class	I / II
Suitable for emergency lighting	No
EL CEAG STAR compatible	No
EL DC detection selectable	No
EL EOFi – default value	No
EL EOFi – rated value	No
EL Joker Voltage	No
EL stable current	No
EL switch-over time	No
Type of connection, input side	Push terminal
Type of connection, output side	Push terminal
Suitable for through-wiring	No
Number of channels	1
Overheating protection	Automatic reversible
Overload protection	Automatic reversible
Short-circuit protection	Automatic reversible
Intended for no-load operation	No
No-load proof	Yes

1) Output wires must be routed as close as possible to each other

Programming

Programming device	DIPswitch
Tuner4TRONIC	No
Tuner4TRONIC Field App	No
Box programming	No

Certificates & standards

Approval marks – approval	CE / ENEC / CCC / RCM
Standards	IEC 61347-1 / IEC 61347-2-13 / IEC 62384 / CISPR 15 / IEC 61000-3-2 / IEC 61000-3-3 / IEC 61547
Type of protection	IP20

Environmental information

Information according Art. 33 of EU Regulation (EC) 1907/2006 (REACH)	
Date of Declaration	31-03-2026
Primary Article Identifier	6937186133984
Candidate List Substance 1	Lead
CAS No. of substance 1	7439-92-1
Safe Use Instruction	The identification of the Candidate List substance is sufficient to allow safe use of the article.
Declaration No. in SCIP database	6894ebaa-d11f-4d18-8b8d-0236ee1c5d2c
SCIP_ID	

Ecodesign regulation information:

Intended for use with LED modules.

The forward voltage of the LED light source shall be within the defined operating window of the control gear in all operating conditions including dimming if applicable.

Separate control gear and light sources must be disposed of at certified disposal companies in accordance with Directive 2012/19/EU (WEEE) in the EU and with Waste Electrical and Electronic Equipment (WEEE) Regulations 2013 in the UK. For this purpose, collection points for recycling centres and take-back systems (CRSO) are available from retailers or private disposal companies, which accept separate control gear and light sources free of charge. In this way, raw materials are conserved and materials are recycled.

Download Data

File		
CAD data 3-dim	Compressed	▶ IT FIT 20 30 38 CS MINI CAD3PDF 081225
CAD data	Compressed	▶ IT FIT 20 30 38 CS MINI IGS 081225
CAD data	Compressed	▶ IT FIT 20 30 38 CS MINI STEP 081225
User instruction	PDF	▶ UI IT FIT CS MINI

Logistical Data

Product code	Product description	Packaging unit (Pieces/Unit)	Dimensions (length x width x height)	Volume	Gross weight
6937186133984 INVENTRONICS	IT FIT 30/220-240/700 CS MINI	Shipping carton box 20 Pieces	190 x 95 x 120 mm	2.17 dm ³	90.00 g

The mentioned product code describes the smallest quantity unit which can be ordered. One shipping unit can contain one or more single products. When placing an order, for the quantity please enter single or multiples of a shipping unit