


ELEMENT 20/220-240/500 (NEW)

ELEMENT G4 | Compact constant current LED driver – Non dimmable

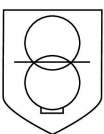


Product family features

- Supply voltage: 220...240 V
- Fixed output (no dimming)
- Line frequency: 50 Hz | 60 Hz
- Line voltage: 198...264 V
- According to EN 61347-1, 61347-2-13, 62384
- Line harmonics according to EN 61000-3-2
- Immunity according to EN 61547
- SELV

Product family benefits

- Versatile scope of application due to output power range of up to 42 W
- Safety ensured by OSRAM (SELV)
- Higher quality of light thanks to < 5% output ripple current
- High efficiency
- High compatibility with COBs and discrete LEDs



Areas of application

- Spot light and down light
- Panels
- Other Indoor LED luminaries
- Suitable for downlights, spotlights and LED panels
- Suitable for indoor SELV installations

Technical data

Electrical data

Nominal input voltage	220...240 V
Nominal output current	500 mA
Nominal output power	10.5...20 W ¹⁾
Nominal output voltage	21...40 V
Maximum output power	20 W
Mains frequency	50/60 Hz
Input voltage AC	198...264 V
Device power loss	2.99 W ²⁾
Efficiency in full-load	87 % ³⁾
Galvanic isolation primary/secondary	SELV
Inrush current	18 A ⁴⁾
Max. ECG no. on circuit breaker 10 A (B)	42
Max. ECG no. on circuit breaker 16 A (B)	68
Output current tolerance	±7.5 %
Output PSTLM	≤1
Output ripple current (100 Hz)	< 5 %
Output SVM	≤0.4
Power factor λ	0.95
Protective conductor current	<0.7 mA
Surge capability (L-N)	1 kV
Surge capability (L/N-Ground)	2 kV ⁵⁾
Total harmonic distortion	10 % ⁶⁾
U-OUT (working voltage)	60 V
Current set	Fixed current

1) Partial load

2) At 230 V, Input power 22.99 W max.

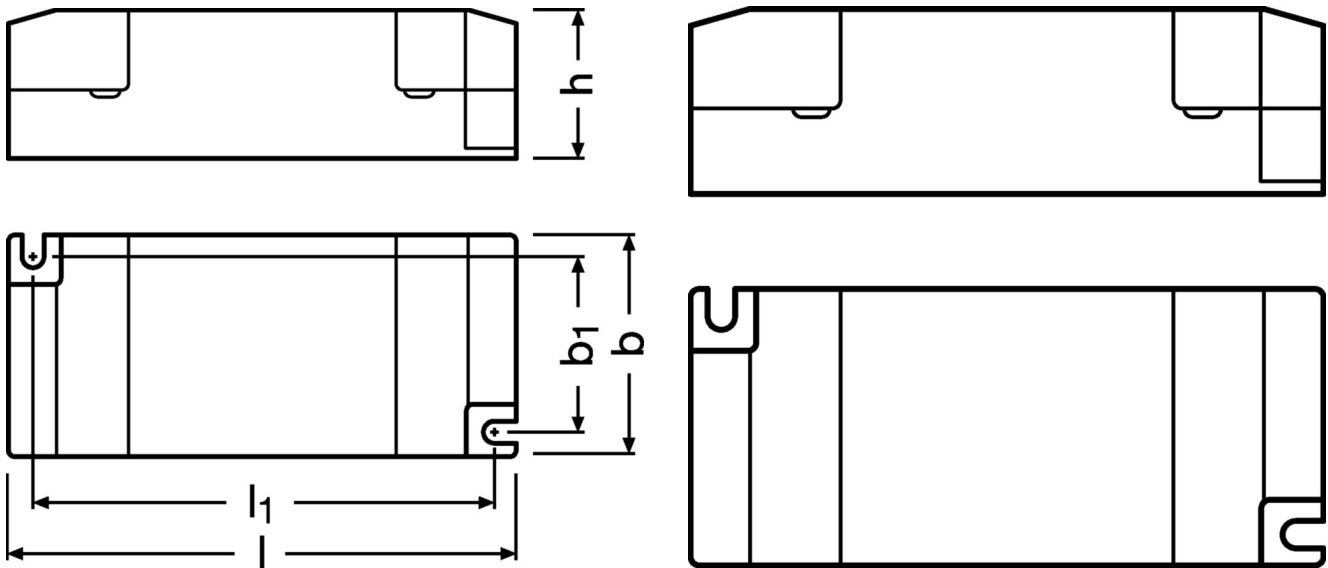
3) at 230 V, 50 Hz

4) $t_{width} = 112 \mu s$ typical (measured at 50 % I_{peak})

5) L/N – PE acc to EN 61547 Cluase 5.7

6) At full load

Dimensions & weight



Length	103.0 mm
Height	29.0 mm
Width	43.0 mm
Product weight	74.00 g
Cable cross-section, input side	0.5...1.5 mm ² / 0.75...1.5 mm ² ¹⁾
Cable cross-section, output side	0.5...1.5 mm ² / 0.75...1.5 mm ² ¹⁾
Wire preparation length, input side	7...8 mm
Wire preparation length, output side	7...8 mm
Mounting hole spacing, length	94.0 mm
Mounting hole spacing, width	34.7 mm

1) Build in/ Independent

Colors & materials

Casing material	Plastic housing
------------------------	-----------------

Temperatures & operating conditions

Ambient temperature range	-20...+50 °C
Max.housing temperature in case of fault	110 °C
Maximum temperature at tc test point	75 °C
Permitted rel. humidity during operation	5...85 % ¹⁾
Temperature range at storage	-40...+85 °C

1) Non-condensing

Lifespan

ECG lifetime	30000 h / 50000 h ¹⁾
---------------------	---------------------------------

1) At maximum $T_c = 75^\circ\text{C}$ / 10% failure rate / At maximum $T_c = 65^\circ\text{C}$ / 10% failure rate

Additional product data

Encapsulated	No
Predecessor EAN	4062172167499

Capabilities

Dimmable	No
Max. cable length to lamp/LED module	2.0 m ¹⁾
Overload protection	Automatic reversible
Overheating protection	Electronic switch off
Suitable for emergency lighting	No
Suitable for fixtures with prot. class	I / II
Suitable for through-wiring	No
Type of connection, input side	Push terminal
Type of connection, output side	Push terminal
Intended for no-load operation	No
No-load proof	Yes
Number of channels	1
Short-circuit protection	Automatic reversible

1) Output wires must be routed as close as possible to each other

Programming

Programming device	not relevant
Tuner4TRONIC	No
Tuner4TRONIC Field App	No

Certificates & standards

Type of protection	IP20
Approval marks – approval	CE / CCC / RCM / ENEC 25 / UKCA ¹⁾
Standards	Acc. to IEC 61347-1 / Acc. to IEC 61347-2-13 / Acc. to IEC 62384 / Acc. to IEC 61000-3-2 / Acc. to IEC 61547 / Acc. to IEC 61000-3-3

1) In preparation

Logistical data

Commodity code	85044083900
----------------	-------------

Environmental information

Information according Art. 33 of EU Regulation (EC) 1907/2006 (REACH)	
Declaration No. in SCIP database	In work
Date of Declaration	29-07-2024
Primary Article Identifier	4062172355537
SCIP_STATUS	In work
SCIP_ID	a6dca028-ffe2-4cfe-9302-55aa07f1eb39

Ecodesign regulation information:

Intended for use with LED modules.

The forward voltage of the LED light source shall be within the defined operating window of the control gear in all operating conditions including dimming if applicable.

Separate control gear and light sources must be disposed of at certified disposal companies in accordance with Directive 2012/19/EU (WEEE) in the EU and with Waste Electrical and Electronic Equipment (WEEE) Regulations 2013 in the UK. For this purpose, collection points for recycling centres and take-back systems (CRSO) are available from retailers or private disposal companies, which accept separate control gear and light sources free of charge. In this way, raw materials are conserved and materials are recycled.

Download Data

File		
Certificates	PDF	▶ ELEMENT G4 ENEC 64142225031702 U6 120723
Certificates	PDF	▶ ELEMENT G4 CCC 20W build in 2023171002004883
Mandatory Publications	PDF	▶ ELEMENT G4 CE 4460618 01 280723
Mandatory Publications	PDF	▶ ELEMENT G4 UK DoC 4460638 01 220923
User instruction	PDF	▶ UI ELEMENT G4

Logistical Data

Product code	Product description	Packaging unit (Pieces/Unit)	Dimensions (length x width x height)	Volume	Gross weight
4062172355537	ELEMENT 20/220-240/500	Shipping carton box 50 Pieces	306 x 221 x 173 mm	11.70 dm ³	80.78 g

The mentioned product code describes the smallest quantity unit which can be ordered. One shipping unit can contain one or more single products. When placing an order, for the quantity please enter single or multiples of a shipping unit

Disclaimer

Subject to change without notice. Errors and omission excepted. Always make sure to use the most recent release.