

OT 75/170-240/1A0 1DIM NFC G3 CE

OPTOTRONIC - 1DIM NFC IP20 G3 | AstroDIM – constant current LED drivers



Product family features

- Supply voltage: 220...240 V
- Easy and fast wireless luminaire programming via NFC
- Flexible current setting with one additional wire (LEDset2)
- AstroDIM for autonomous dimming with five independent levels (astro, time mode)
- Allows for energy saving in twilight phases
- Standby power consumption: < 0.35 W
- Constant Lumen Output (CLO)
- Integrated customizable thermal management (Driver Guard)
- Wide current output range: 150 mA...1050 mA

Product family benefits

- Easy and fast wireless luminaire programming
- Very high efficiency
- High surge protection: up to 10 kV (in protection class I or II)
- Great flexibility due to wide operating temperature range of -40...55 °C or 60 °C
- Protection through double isolation between mains input and LED output
- Optimized NFC for programming from the top: easy accessibility in luminaires

Areas of application

- Street and urban lighting
- Industry
- Suitable for outdoor applications in luminaires with IP > 54
- Suitable for use in outdoor luminaires of protection class I and II

Technical data

Electrical data

Nominal input voltage	220...240 V
Mains frequency	0/50/60 Hz
Input voltage AC	170...264 V ¹⁾
Nominal input current at 230 V	0.39 A
Total harmonic distortion	< 5 % ²⁾
Power factor λ	0.43C...0.99 ³⁾
Efficiency in full-load	92 % ⁴⁾
Device power loss	6.5 W
Inrush current	62 A ⁵⁾
Max. ECG no. on circuit breaker 10 A (B)	6
Max. ECG no. on circuit breaker 16 A (B)	10
Surge capability (L-N)	6 kV
Surge capability (L/N-Ground)	10 kV
Nominal output voltage	35...115 V
U-OUT (working voltage)	120 V
Nominal output current	150...1050 mA
Minimum output current	70 mA
Default output current	700 mA
Output current tolerance	± 3 % ⁶⁾
Output ripple current (100 Hz)	< 4 %
Output PSTLM	≤ 1
Output SVM	≤ 0.4
Output current LEDset open	70 mA
Output current LEDset shorted	Not allowed
Nominal output power	75 W
Maximum output power	75 W

1) Permitted voltage range

2) At full power

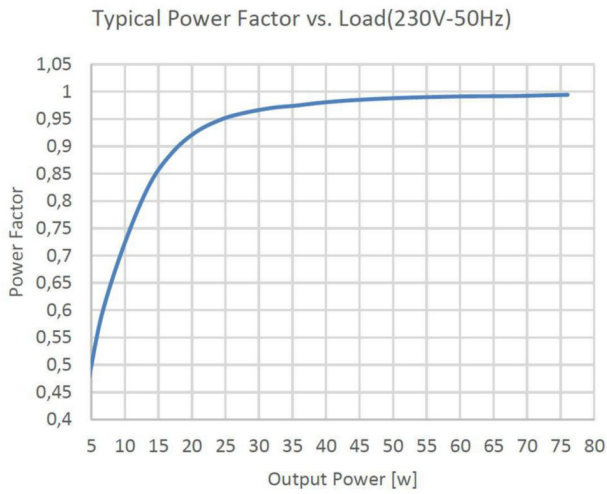
3) Within the full operating window

4) at 230 V, 50 Hz

5) At 202 μ s

6) +/- 5% for LEDset down to 150mA

Typical Power Factor v Load



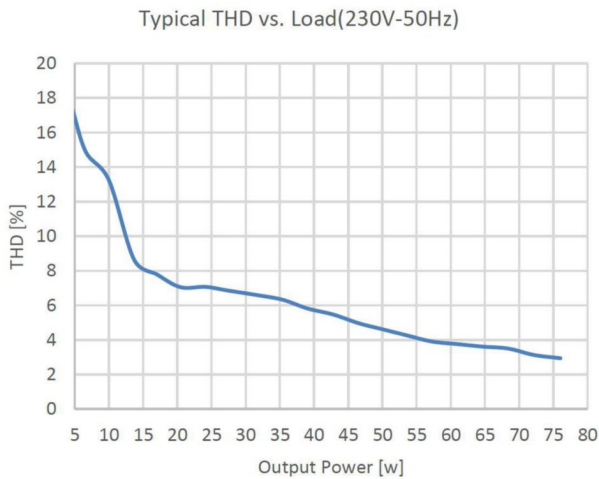
OT 75 1A0 NFC G3 Typical power factor vs Load

Operating Window



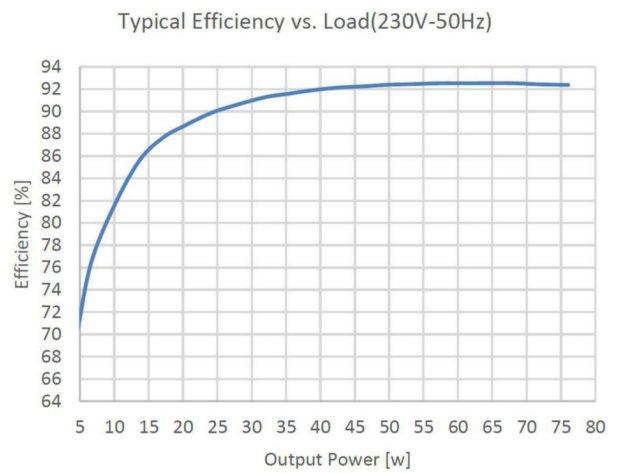
OT 75 1A0 NFC G3 Operating Window

Typical THD v Load



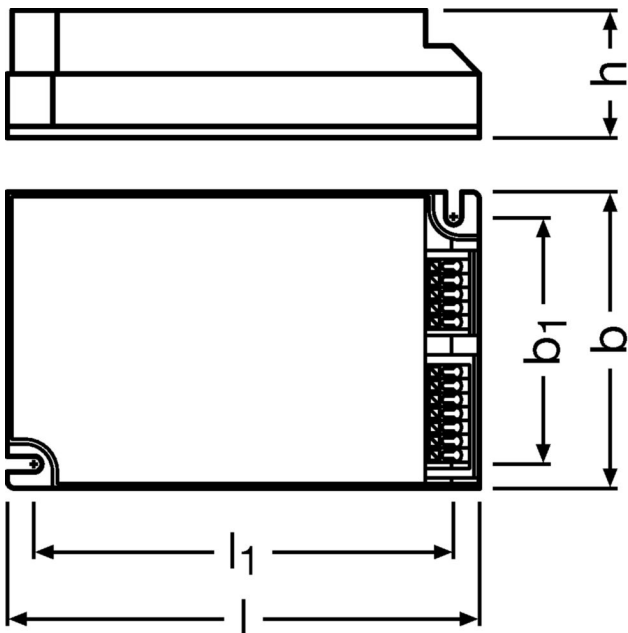
OT 75 1A0 NFC G3 Typical THD vs Load

Typical Efficiency v Load 230 V 50 Hz



OT 75 1A0 NFC G3 Typical Efficiency vs Load

Dimensions & weight



Product weight	210.00 g
Length	123.0 mm
Width	79.0 mm
Height	33.0 mm
Mounting hole spacing, length	111.0 mm
Mounting hole spacing, width	67.0 mm
Cable cross-section, input side	0.2...1.5 mm ²
Cable cross-section, output side	0.2...1.5 mm ²
Wire preparation length, input side	8.5...9.5 mm

Colors & materials

Casing material	Plastic
-----------------	---------

Temperatures & operating conditions

Ambient temperature range	-40...+55 °C
Maximum temperature at tc test point	90 °C
Max.housing temperature in case of fault	120 °C
Temperature range at storage	-40...+85 °C
Permitted rel. humidity during operation	5...95 % ¹⁾

1) The luminaire manufacturer must ensure that condensation water cannot be created within the fixture.

Expected Lifetime

Product name				
OT 75/170-240/1A0 1DIM NFC G3 CE	ECG ambient temperature [ta]	55	45	43
	Temperature at tc-point [°C]	90	80	78
	Lifetime [h]	50000	85000	100000

Lifespan

ECG lifetime	50000 / 100000 h ¹⁾
---------------------	--------------------------------

1) At maximum $T_c = 90^\circ\text{C}$ / 10% failure rate / At $T_c = 78^\circ\text{C}$ / 10% failure rate

Capabilities

Dimmable	Yes
Dimming interface	AstroDIM
Dimming range	10...100 %
DALI-2 Diagnostic Data	No
DALI-2 Energy Data	No
Constant lumen function	Programmable
LEDset	Yes
Max. cable length to lamp/LED module	2.0 m ¹⁾
Suitable for fixtures with prot. class	I / II
Number of channels	1
Overload protection	Automatic reversible
Short-circuit protection	Automatic reversible
Intended for no-load operation	No
No-load proof	Yes

1) Output wires must be routed as close as possible to each other

Programming

Programming device	NFC
Tuner4TRONIC	Yes
Tuner4TRONIC Field App	Yes
Box programming	Yes

Programmable features

DALI-2 Luminaire Data	No
Configuration Lock	Yes
AstroDIM	Yes
StepDIM	No
MainsDIM	No
Driver Guard	Yes
Thermal Protection	Yes
Emergency Mode	No

Certificates & standards

Approval marks – approval	CCC / CE / ENEC / RCM / VDE
Standards	EN 61347-1 / EN 61347-2-13 / EN 62384 / EN 55015:2006 + A1:2007 + A2:2009 / EN 61547 / FCC 47 part 15 class B / IEC 61000-3-2 / IEC 61000-3-3 / IEC 62386-101 / IEC 62386-102 / IEC 62386-207 / UL-8750
Type of protection	IP20

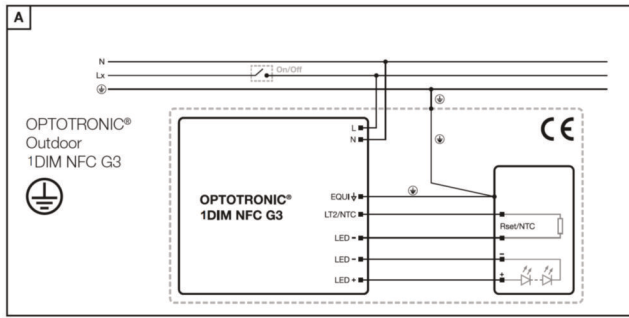
Logistical data

Commodity code	85044083900
----------------	-------------

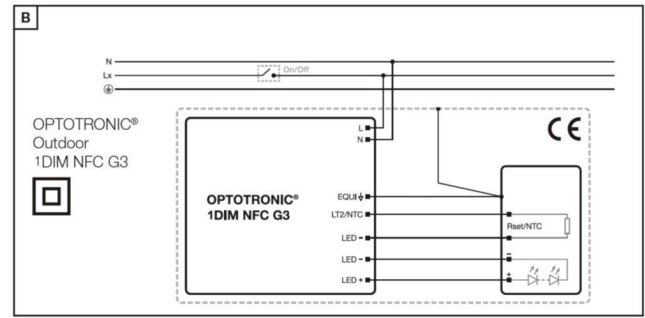
Environmental information

Information according Art. 33 of EU Regulation (EC) 1907/2006 (REACH)	
Date of Declaration	31-03-2026
Primary Article Identifier	4052899631908 6977770436367
Declaration No. in SCIP database	In work
SCIP_STATUS	In work
SCIP_ID	

Wiring Diagram



OT 1DIM G3 Wiring diagram I



OT 1DIM G3 Wiring diagram II

Ecodesign regulation information:

Intended for use with LED modules.

The forward voltage of the LED light source shall be within the defined operating window of the control gear in all operating conditions including dimming if applicable.

Separate control gear and light sources must be disposed of at certified disposal companies in accordance with Directive 2012/19/EU (WEEE) in the EU and with Waste Electrical and Electronic Equipment (WEEE) Regulations 2013 in the UK. For this purpose, collection points for recycling centres and take-back systems (CRSO) are available from retailers or private disposal companies, which accept separate control gear and light sources free of charge. In this way, raw materials are conserved and materials are recycled.

Additional product information

- To ensure an optimal communication during the NFC programming, the NFC antenna should be placed on the top of the LED Driver, above the NFC marking. This improves the accessibility to the NFC tag also in application, for instance within Luminaires.
- In order to ensure an optimal NFC programming of the Led Driver during the luminaire production, the luminaire maker shall not place any metal parts in proximity of the NFC reader, at least within a distance of 10 cm.
- Default output current is supplied without any resistor connected to the LEDset port. As soon as the driver detects one time a resistor value within the allowed resistor range for more than 3 s, the driver activates the LEDset2 mode.
- Typical resistor values: 4.76 kOhm for 1050 mA; 4.28 kOhm for 350 mA, 33.3 kOhm for 150 mA
- In case of miswiring the driver can withstand up to 350 Vac for up to two hours.
- The driver withstands an input voltage of up to 320 Vac with unlimited time. Shut down of output load might occur in case the supply voltage exceeds (270 Vac). Under operation conditions in which overvoltage level > 264 Vac occur, the product shall be additionally protected by an external fuse (400V 4A, time lag, I² t > 160 160 A²s).
- Shut down of output load happens if the input voltage of the load is below the allowed minimum output voltage of the driver. The driver automatically tries to switch on the load cyclically.
- The driver automatically reduces the output current in case the maximum allowed output power is exceeded.
- The driver automatically adjusts the output voltage to the maximum output voltage if no load is connected and switches off the load after some seconds. Hot-plug of the load or external switching on the secondary side is not allowed.
- The driver is protected against temporary overheating by automatic reduction of the output current down to 30 % and then switches off.
- The maximum number of units per circuit breaker is an indicative value due mainly to high tolerance for the tripping current for narrow pulses.
- The EQUI pin should be connected to the heat sink of the LED module to improve the surge withstand capability of the system and EMI in critical luminaires.
- Several external NTCs are supported for temperature protection of the LED module or luminaire. By default, the following resistor values are set: start derating: 6.3 kOhm, end derating 5.0 kOhm, shut off: 4.5 kOhm, derating level 50 %.
- The dimming mode feature is disabled by default. If the dimming mode is changed via NFC while the driver is not powered, one additional power on/off cycle is needed before the new dimming mode becomes active.
- The constant lumen feature is disabled by default.
- For input voltage of 170...190 Vac, the maximum allowed output power is linear limited starting from 100 % at 190 Vac down to 85 % at 170 Vac.
- LEDset and NTC functionality share the same connection terminal; both features are not simultaneously available.
- LEDset functionalities are limited only to the current setting, via codified resistor, and thermal protection via PTC (5V supply, miswiring protection, thermal protection with NTC are not available).
- If any output level is below the physical min level, the physical min level will be used.
- All functionalities are ensured for output cables up to 10 m. For cable length more than 2 m, EMI compliance has to be checked in the application.

Download Data

File		
User instruction	PDF	▶ UI OT 1DIM NFC G3 CE

ISOLATION	Input/Mains	EQUI	DALI	LEDset	LED Output	Case	AUX	LSI	NTC
Input/Mains	-	Double		SELV	SELV	Double			SELV
EQUI	Double	-		Basic	Basic	Basic			Double
DALI			-						
LEDset	SELV	Basic		-		Basic			
LED Output	SELV	Basic			-	Basic			
Case	Double	Basic		Basic	Basic	-			Basic
AUX							-		
LSI								-	
NTC	SELV	Double				Basic			-

Logistical Data

Product code	Product description	Packaging unit (Pieces/Unit)	Dimensions (length x width x height)	Volume	Gross weight
6977770436367 INVENTRONICS	OT 75/170-240/1A0 1DIM NFC G3 CE	Shipping carton box 18 Pieces	272 x 260 x 125 mm	8.84 dm ³	200.67 g

The mentioned product code describes the smallest quantity unit which can be ordered. One shipping unit can contain one or more single products. When placing an order, for the quantity please enter single or multiples of a shipping unit

Disclaimer

Subject to change without notice. Errors and omission excepted. Always make sure to use the most recent release.