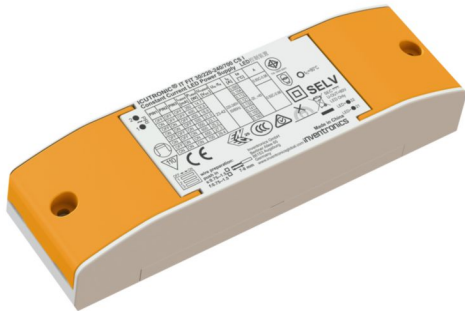


## IT FIT 30/220-240/700 CS I

ICUTRONIC FIT CS | Compact constant current LED driver – Non dimmable



### Product family features

- Supply voltage: 220...240 V
- Line frequency: 50 Hz | 60 Hz
- Line voltage: 198...254 V

### Product family benefits

- Higher quality of light thanks to low output ripple current
- High flexibility due to eight different output currents
- Small housing for flexible luminaire designs
- High efficiency
- Long lasting and high reliability
- Safety ensured by Inventronics (SELV)



## Areas of application

- Suitable for downlights, spotlights and LED panels
- Suitable for indoor SELV installations
- Installation and independent mounting via Cable Clamp Kit possible

## Technical data

### Electrical data

Nominal input voltage	220...240 V
Mains frequency	50/60 Hz
Input voltage AC	198...264 V <sup>1)</sup>
Nominal input current at 230 V	0.160 A
Total harmonic distortion	< 10 % <sup>2)</sup>
Power factor $\lambda$	0.78C...0.98 <sup>3)</sup>
Efficiency in full-load	90 % <sup>4)</sup>
Device power loss	3.3 W <sup>5)</sup>
Networked standby power	not relevant
Inrush current	23 A <sup>6)</sup>
Max. ECG no. on circuit breaker 10 A (B)	36
Max. ECG no. on circuit breaker 16 A (B)	57
Surge capability (L-N)	1 kV <sup>7)</sup>
Surge capability (L/N-Ground)	2 kV <sup>8)</sup>
Protective conductor current	<0.7 mA
Nominal output voltage	23...42 V
U-OUT (working voltage)	60 V
Nominal output current	350 mA / 400 mA / 450 mA / 500 mA / 550 mA / 600 mA / 650 mA / 700 mA <sup>9)</sup>
Default output current	700 mA
Output current tolerance	±5 %
Output ripple current (100 Hz)	< 3 % <sup>10)</sup>
Output PSTLM	≤1
Output SVM	≤0.4
Nominal output power	8.05...29.4 W
Maximum output power	29.4 W
Galvanic isolation primary/secondary	SELV

1) Permitted voltage range

2) At full load, 230 V, 50 Hz / see graphs

3) Full load at 230 V / 50 Hz

4) at 230 V, 50 Hz

5) At 230 V, Input power 32.7 W max.

6)  $t_{width} = 50 \mu s$  (measured at 50 %  $I_{peak}$ )

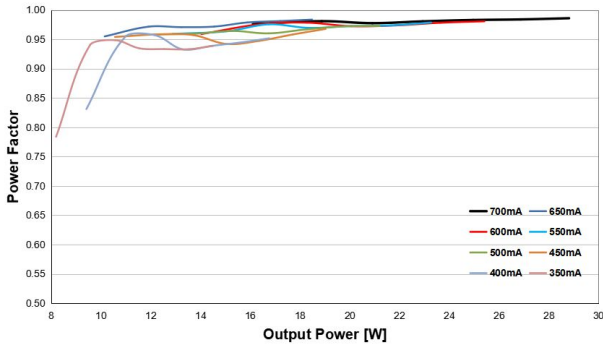
7) L/N

8) L/N – PE acc to EN 61547 Clause 5.7

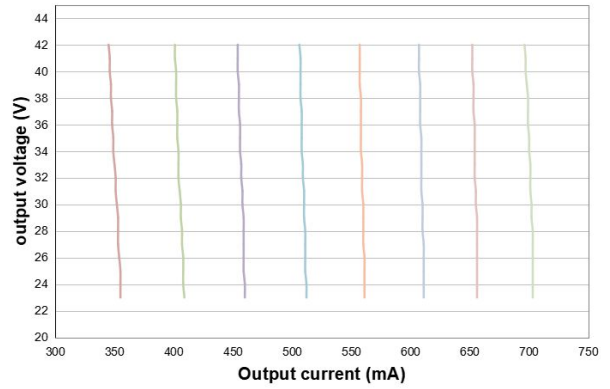
9) ±5%

10) Ripple average at 100 Hz

## Typical Power Factor v Load



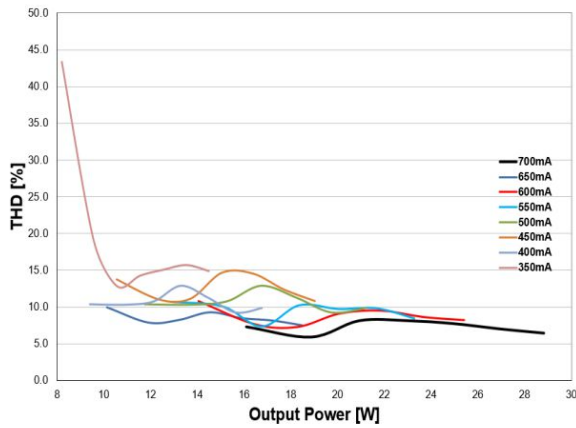
## Operating Window



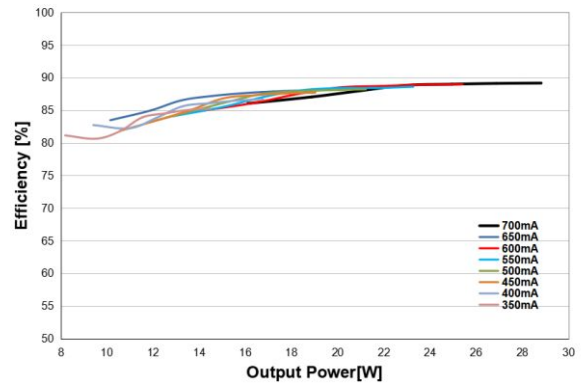
IT FIT 30 700 CS Independent Typical Power Factor vs Load

IT FIT 30 500 CS Independent Operating Window

## Typical THD v Load



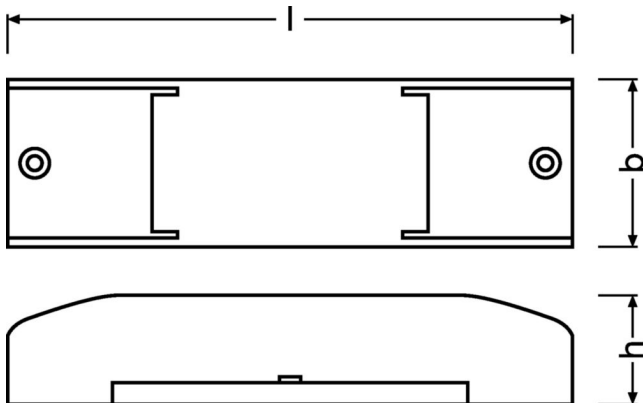
## Typical Efficiency v Load 230 V 50 Hz



IT FIT 30 700 CS Independent Typical THD vs Load

IT FIT 30 700 CS Independent Typical Efficiency vs Load

## Dimensions & weight



<b>Product weight</b>	126.00 g
<b>Length</b>	145.0 mm
<b>Width</b>	43.0 mm
<b>Height</b>	28.0 mm
<b>Mounting hole spacing, length</b>	108.0 mm
<b>Mounting hole spacing, width</b>	not relevant mm
<b>Cable cross-section, input side</b>	0.75...1.5 mm <sup>2</sup>
<b>Cable cross-section, output side</b>	0.75...1.5 mm <sup>2</sup>
<b>Wire preparation length, input side</b>	7...8 mm
<b>Wire preparation length, output side</b>	7...8 mm
<b>Cable/wire length, output side</b>	2000 mm

## Colors & materials

<b>Casing material</b>	Plastic
<b>Product color</b>	White

## Temperatures & operating conditions

<b>Ambient temperature range</b>	-20...+45 °C
<b>Maximum temperature at tc test point</b>	80 °C <sup>1)</sup>
<b>Max.housing temperature in case of fault</b>	110 °C
<b>Temperature range at storage</b>	-20...80 °C <sup>2)</sup>
<b>Permitted rel. humidity during operation</b>	5...85 % <sup>3)</sup>

1) Measured on tc point indicated on the product label.

2) Cool down before operating

3) Maximum 56 days/year at 85 %

## Lifespan

<b>ECG lifetime</b>	50000 h / 100000 h <sup>1)</sup>
---------------------	----------------------------------

1) At maximum  $T_c = 80^\circ\text{C}$  / 10% failure rate / At maximum  $T_c = 70^\circ\text{C}$  / 10% failure rate

## Additional product data

<b>Encapsulated</b>	No
---------------------	----

## Capabilities

<b>Programming interface</b>	Dipswitch
<b>Dimmable</b>	No
<b>Max. cable length to lamp/LED module</b>	2.0 m <sup>1)</sup>
<b>Suitable for fixtures with prot. class</b>	I / II
<b>Type of connection, input side</b>	Push terminal
<b>Type of connection, output side</b>	Push terminal
<b>Suitable for through-wiring</b>	No
<b>Number of channels</b>	1
<b>Overheating protection</b>	Automatic reversible
<b>Overload protection</b>	Automatic reversible
<b>Short-circuit protection</b>	Automatic reversible
<b>Intended for no-load operation</b>	No
<b>No-load proof</b>	Yes

1) Output wires must be routed as close as possible to each other

## Programming

Programming device	DIPswitch
Tuner4TRONIC	not relevant
Tuner4TRONIC Field App	not relevant
Box programming	not relevant

## Certificates & standards

Approval marks – approval	CE / CCC / RCM / UKCA / ENEC 25
Standards	IEC 61347-1 / IEC 61347-2-13 / IEC 62384 / CISPR 15 / IEC 61000-3-2 / IEC 61000-3-3 / IEC 61547
Type of protection	IP20

## Logistical data

Commodity code	85044083900
----------------	-------------

## Environmental information

Information according Art. 33 of EU Regulation (EC) 1907/2006 (REACH)	
Date of Declaration	31-03-2026
Primary Article Identifier	4062172326308   6977770437227
Declaration No. in SCIP database	In work
SCIP_STATUS	In work
SCIP_ID	

## Ecodesign regulation information:

Intended for use with LED modules.

The forward voltage of the LED light source shall be within the defined operating window of the control gear in all operating conditions including dimming if applicable.

Separate control gear and light sources must be disposed of at certified disposal companies in accordance with Directive 2012/19/EU (WEEE) in the EU and with Waste Electrical and Electronic Equipment (WEEE) Regulations 2013 in the UK. For this purpose, collection points for recycling centres and take-back systems (CRSO) are available from retailers or private disposal companies, which accept separate control gear and light sources free of charge. In this way, raw materials are conserved and materials are recycled.

## Additional product information

- Hot plug-in or secondary switching of LEDs is not permitted and may cause a very high current to the LEDs.

## Download Data

File		
CAD data 3-dim	Compressed	▶ IT FIT CS   CAD3PDF 250226
CAD data	Compressed	▶ IT FIT CS   STEP 300425
User instruction	PDF	▶ UI IT FIT CS I

## Logistical Data

Product code	Product description	Packaging unit (Pieces/Unit)	Dimensions (length x width x height)	Volume	Gross weight
6977770437227 INVENTRONICS	IT FIT 30/220-240/700 CS I	Shipping carton box 50 Pieces	310 x 225 x 170 mm	11.86 dm <sup>3</sup>	133.76 g

The mentioned product code describes the smallest quantity unit which can be ordered. One shipping unit can contain one or more single products. When placing an order, for the quantity please enter single or multiples of a shipping unit

## Disclaimer

Subject to change without notice. Errors and omission excepted. Always make sure to use the most recent release.