


IT DALI 42/220-240/1050 CS CCTLJ - 850mA *(NEW)*

ICUTRONIC DALI CS | Constant Current Compact – Dimmable




Product family features

- Supply voltage: 220...240 V
- Line voltage: 198...264 V
- Line frequency: 0 Hz | 50 Hz | 60 Hz
- Lifetime: up to 50,000 h (temperature at max. t_c)
- Type of protection: IP20

Product family benefits

- Safety ensured by Inventronics (SELV)
- DALI-2 certified
- High flexibility due to eight different output currents
- Touch DIM application: easy to control via pushbutton or sensor
- Easy to use in corridors and restrooms because of three-level Corridor function
- Higher quality of light thanks to low output ripple current
- Small housing for flexible luminaire designs
- Housing from 80% recycled plastic



Areas of application

- Offices
- Shops
- Hospitality
- Panels, spotlight, downlight, and other indoor LED luminaires
- Suitable for indoor SELV equivalent installations
- Suitable for luminaires of protection classes I and II
- Installation in emergency lighting systems according to IEC 61347-2-3, appendix J

Technical data

Electrical data

Nominal input voltage	220...240 V
Mains frequency	0/50/60 Hz
Input voltage AC	198...264 V
Input voltage DC	176...276 V
Nominal input current at 230 V	0.226 A ¹⁾
Total harmonic distortion	< 10 % ²⁾
Power factor λ	0.87C...0.99
Efficiency in full-load	89 % ³⁾
Device power loss	5.4 W ⁴⁾
Networked standby power	<0.5 W ³⁾
Inrush current	30 A ⁵⁾
Max. ECG no. on circuit breaker 10 A (B)	28
Max. ECG no. on circuit breaker 16 A (B)	45
Surge capability (L-N)	1 kV
Surge capability (L/N-Ground)	2 kV
Protective conductor current	<0.7 mA
Nominal output voltage	15...42 V ⁶⁾
U-OUT (working voltage)	60 V
Nominal output current	700 mA / 750 mA / 800 mA / 850 mA / 900 mA / 950 mA / 1000 mA / 1050 mA
Minimum output current	10.5 mA
Default output current	850 mA
Output current tolerance	±5 %
Output ripple current (100 Hz)	< 5 % ⁷⁾
Output PSTLM	≤1
Output SVM	≤0.4
Nominal output power	10.5...42 W
Maximum output power	42 W
Galvanic isolation primary/secondary	SELV
Galvanic isolation DALI/mains	Basic
Galvanic isolation DALI/output	SELV

1) At full load, steady operation

2) At full load, 220...240 V, 50 Hz / see graphs

3) at 230 V, 50 Hz

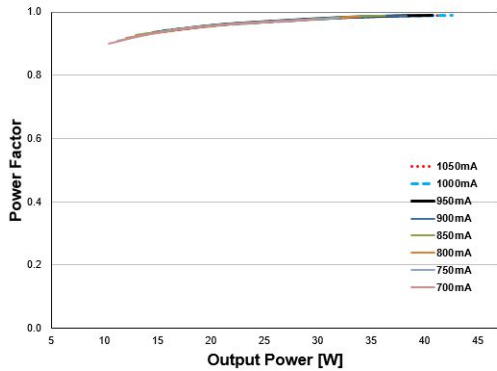
4) At 230 V, Input power 42.7 W max.

5) $t_{width} = 100 \mu s$ (measured at 50 % I_{peak})

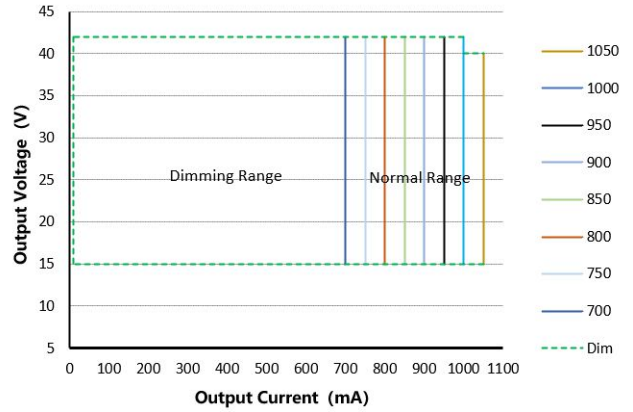
6) Maximum 60 V

7) Ripple / average @ 100 Hz

Typical Power Factor v Load

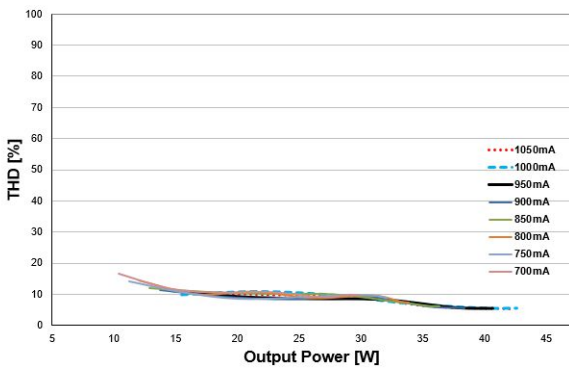


Operating Window



IT DALI 42 CS Typical Power Factor Vs Load

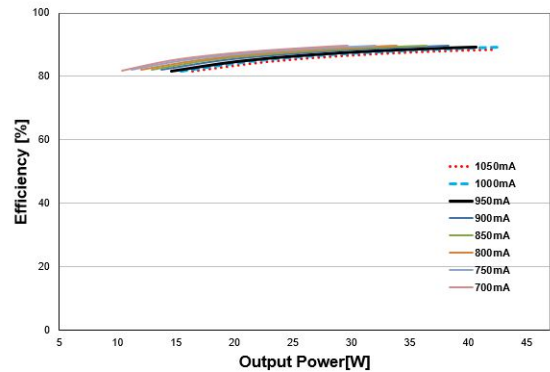
Typical THD v Load



IT DALI 42 CS Typical THD Vs Load

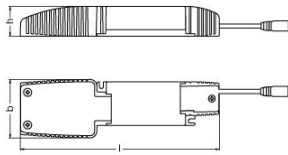
IT DALI 42 CS Typical Operating Window

Typical Efficiency v Load 230 V 50 Hz



IT DALI 42 CS Typical Efficiency Vs Load 230V 50Hz

Dimensions & weight



Product weight	219.00 g
Length	196.6 mm
Width	57.5 mm
Height	29.5 mm
Mounting hole spacing, length	88.0 mm
Mounting hole spacing, width	34.0 mm
Cable cross-section, input side	1.5...2.5 mm ²
Wire preparation length, input side	8.0...9.0 mm
Cable/wire length, output side	2000 mm

Colors & materials

Casing material	Plastic
Product color	White

Temperatures & operating conditions

Ambient temperature range	-20...+50 / -20...+45 °C
Maximum temperature at tc test point	80 °C ¹⁾
Max.housing temperature in case of fault	110 °C
Temperature range at storage	-25...85 °C
Permitted rel. humidity during operation	5...85 % ²⁾

1) Maximum at the Tc-point

2) Maximum 56 days/year at 85 %

Lifespan

ECG lifetime	50000 h / 100000 h ¹⁾
---------------------	----------------------------------

1) At maximum $T_c = 80^\circ\text{C}$ / 10% failure rate / At maximum $T_c = 70^\circ\text{C}$ / 10% failure rate

Additional product data

Encapsulated	No
---------------------	----

Capabilities

Programming interface	Dipswitch, DALI
Control interface	DALI-2, Touch DIM, Corridor
Dimmable	Yes
Dimming interface	DALI-2 / Touch DIM / Corridor
Dimming range	1...100 % ¹⁾
Dimming method	Amplitude Modulation
Constant lumen function	No
Mains switching cycles	>100.000
Suitable for fixtures with prot. class	I / II
Suitable for emergency lighting	Yes
EL CEAG STAR compatible	Yes
EL DC detection selectable	Yes
EL EOFi – default value	0.15
EL EOFi – rated value	0.50
EL Joker Voltage	No
EL stable current	Yes
EL switch-over time	Yes
Type of connection, input side	Push terminal
Type of connection, output side	DC5.5-2.1 Connector
Suitable for through-wiring	Yes
Number of channels	1
Overheating protection	Automatic reversible
Overload protection	Automatic reversible
Short-circuit protection	Automatic reversible
Intended for no-load operation	No
No-load proof	Yes

1) For maximum nominal output current

Programming

Programming device	DALI / DIPswitch
Tuner4TRONIC	Yes
Tuner4TRONIC Field App	No
Box programming	No

Programmable features

DALI Settings	Yes
TouchDIM + Sensor	Yes
Corridor Functionality	Yes
Dim to Dark	No
Soft Switch Off	No
Tuning Factor	No
Configuration Lock	Yes
Driver Guard	No
Emergency Mode	Yes

Certificates & standards

Approval marks – approval	CE / ENEC / EL / RCM / CCC / KC / BIS
Standards	IEC 61347-1 / IEC 61347-2-13 / EN 55015 / IEC 61547 / IEC 61000-3-2 / IEC 62384
Type of protection	IP20

Logistical data

Commodity code	85044083900
----------------	-------------

Environmental information

Information according Art. 33 of EU Regulation (EC) 1907/2006 (REACH)	
Date of Declaration	28-04-2026
Candidate List Substance 1	Lead
Primary Article Identifier	6937186185662
CAS No. of substance 1	7439-92-1
Safe Use Instruction	The identification of the Candidate List substance is sufficient to allow safe use of the article.
Declaration No. in SCIP database	47e2bcfa-9218-4d3d-82fd-edf0c989b7a9
SCIP_ID	

Ecodesign regulation information:

Intended for use with LED modules.

The forward voltage of the LED light source shall be within the defined operating window of the control gear in all operating conditions including dimming if applicable.

Separate control gear and light sources must be disposed of at certified disposal companies in accordance with Directive 2012/19/EU (WEEE) in the EU and with Waste Electrical and Electronic Equipment (WEEE) Regulations 2013 in the UK. For this purpose, collection points for recycling centres and take-back systems (CRSO) are available from retailers or private disposal companies, which accept separate control gear and light sources free of charge. In this way, raw materials are conserved and materials are recycled.

Download Data

File		
CAD data 2-dim	Compressed	▶IT DALI 30 42 CS J CAD2PDF 230126
CAD data 3-dim	Compressed	▶IT DALI 30 42 CS J CAD3PDF 230126
CAD data	Compressed	▶IT DALI 30 42 CS J IGS 230126
CAD data	Compressed	▶IT DALI 30 42 CS J STEP 230126
User instruction	PDF	▶UI IT DALI 20 30 42 CS
User instruction	PDF	▶UI OT CABLE CLAMP D STYLE TL

Logistical Data

Product code	Product description	Packaging unit (Pieces/Unit)	Dimensions (length x width x height)	Volume	Gross weight
6937186185662 INVENTRONICS	IT DALI 42/220-240/1050 CS CCTLJ - 850mA	Shipping carton box 20 Pieces	304 x 216 x 163 mm	10.70 dm ³	239.00 g

The mentioned product code describes the smallest quantity unit which can be ordered. One shipping unit can contain one or more single products. When placing an order, for the quantity please enter single or multiples of a shipping unit

Data privacy

This Inventronics driver can be configured using the Tuner4TRONIC software. This requires registering on www.inventronicsglobal.com/ds and downloading the Tuner4TRONIC software from the Internet. The Tuner4TRONIC software enables users to access and view the operational data of a luminaire or driver via the corresponding programming interfaces. A password key (Config Lock) must be set up in the driver via the Tuner4TRONIC software in order to control which users can access and view operational data. Follow the instructions for password setup. To grant an external person or company rights to access or view operational data, you can assign password keys. In this case, however, you are responsible for ensuring that the third party concerned takes notice of the information described here.

However, Inventronics can read out operating data from devices for maintenance and service purposes even when a password key has been assigned. In individual cases, Inventronics will also use its access rights in order to optimize or improve driver hardware and driver functions. In accordance with data privacy principles, any user of operating data (luminaire manufacturers, third parties with access rights) must ensure that personal data (e.g. name, address, location IDs) are only merged with the prior written consent of the person (end user) concerned. The respective user of the operating data is responsible for providing evidence of consent.