

IT DALI 42/220-240/1A0 CS (NEW)

ICUTRONIC DALI CS | Constant Current Compact – Dimmable

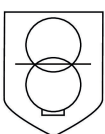


Product family features

- Supply voltage: 220...240 V
- Line voltage: 198...264 V
- Line frequency: 0 Hz | 50 Hz | 60 Hz
- Lifetime: up to 50,000 h (temperature at max. t_c)
- Type of protection: IP20

Product family benefits

- Safety ensured by OSRAM (SELV)
- DALI-2 certified
- High flexibility due to eight different output currents
- Touch DIM application: easy to control via pushbutton or sensor
- Easy to use in corridors and restrooms because of three-level Corridor function
- Higher quality of light thanks to low output ripple current
- Small housing for flexible luminaire designs
- Housing from 80% recycled plastic



Specifications are subject to changes without notice.

www.inventronicsglobal.com

© 2024, Inventronics GmbH. All rights reserved. Inventronics is a licensee of the OSRAM brand. OSRAM is a trademark of ams OSRAM

support@inventronicsglobal.com

Areas of application

- Offices
- Shops
- Hospitality
- Panels, spotlight, downlight, and other indoor LED luminaires
- Suitable for indoor SELV equivalent installations
- Suitable for luminaires of protection classes I and II
- Installation in emergency lighting systems according to IEC 61347-2-3, appendix J

Technical data

Electrical data

Max. ECG no. on circuit breaker 10 A (B)	18
Max. ECG no. on circuit breaker 16 A (B)	28
Maximum output power	42 W
Nominal output current	700 mA / 750 mA / 800 mA / 850 mA / 900 mA / 950 mA / 1000 mA / 1050 mA ¹⁾
Nominal output power	10.5...42 W ²⁾
Nominal output voltage	15...42 V ³⁾
Nominal input voltage	220...240 V
Input voltage AC	198...264 V ⁴⁾
Input voltage DC	176...276 V
Device power loss	5.4 W ⁵⁾
Efficiency in full-load	89 % ⁶⁾
Galvanic isolation DALI/mains	Basic
Galvanic isolation DALI/output	SELV
Galvanic isolation primary/secondary	SELV
Inrush current	30 A ⁷⁾
Networked standby power	<0.50 W ⁶⁾
Power factor λ	0.87C...0.99
Mains frequency	0/50/60 Hz
Surge capability (L-N)	1 kV
Surge capability (L/N-Ground)	2 kV
U-OUT (working voltage)	60 V
Current set	DipSwitch
Output current tolerance	±5 %
Output ripple current (100 Hz)	< 5 % ⁸⁾
Protective conductor current	<0.7 mA
Total harmonic distortion	< 10 % ⁹⁾
Default output current	900 mA

1) Default current: 900 mA

2) Partial load 10.5...42 W

3) Maximum 60 V

4) Permitted voltage range

5) At 230 V, Input power 42.7 W max.

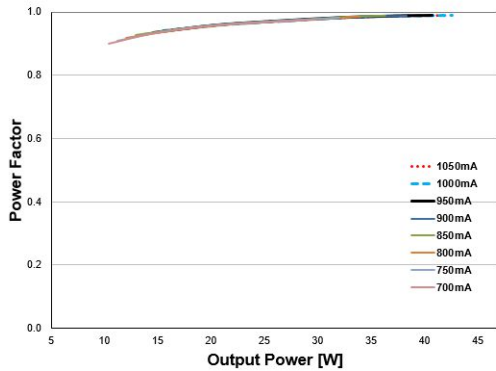
6) at 230 V, 50 Hz

7) $t_{width} = 100 \mu s$ (measured at 50 % I_{peak})

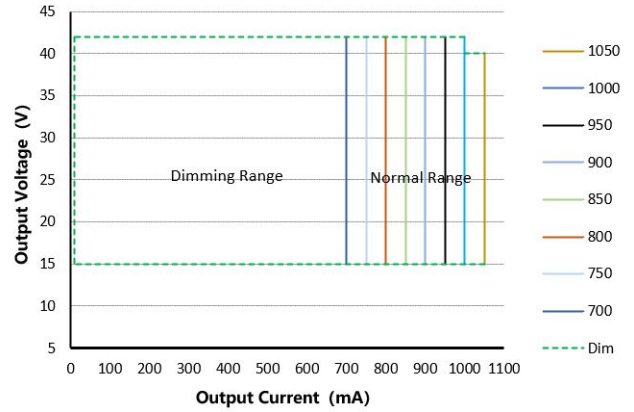
8) Ripple average at 100 Hz

9) At full load, 220...240 V, 50 Hz / see graphs

Typical Power Factor v Load



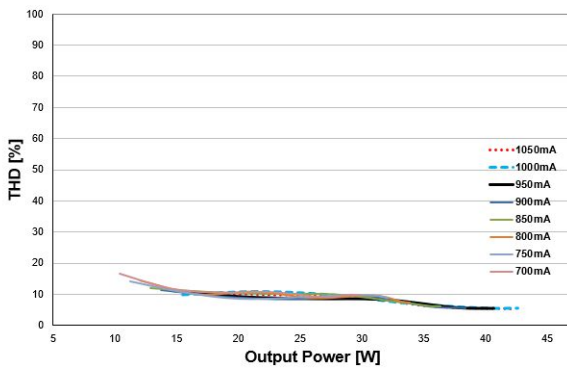
Operating Window



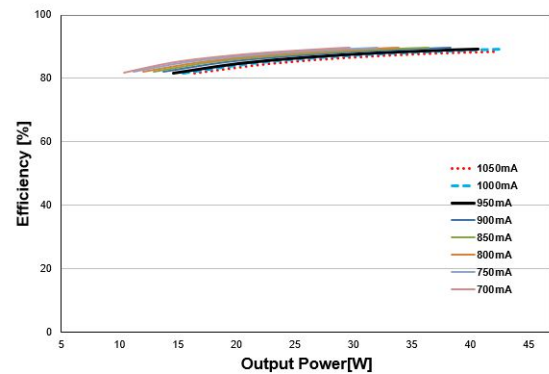
IT DALI 42 220 240 1A0 CS Typical Power Factor Vs Load

IT DALI 42 220 240 1A0 CS Typical Operating Window

Typical THD v Load



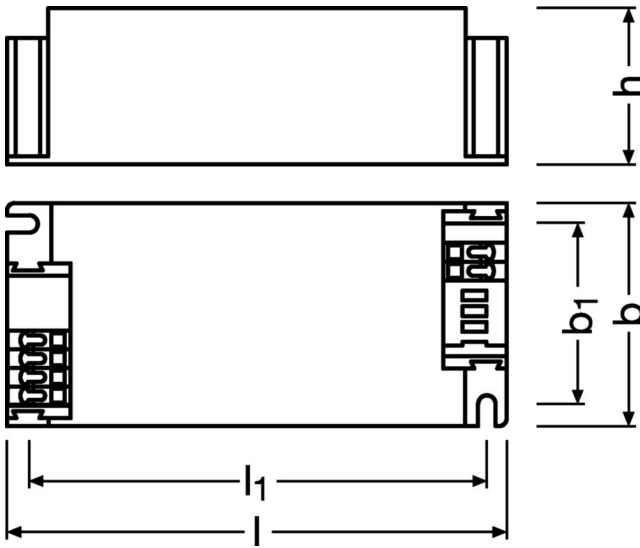
Typical Efficiency v Load 230 V 50 Hz



IT DALI 42 220 240 1A0 CS Typical THD Vs Load

IT DALI 42 220 240 1A0 CS Typical Efficiency Vs Load 230V 50Hz

Dimensions & weight



Product weight	137.50 g
Length	97.0 mm
Height	29.5 mm
Width	43.0 mm
Cable cross-section, input side	0.5...1.5 mm ² / 0.75...1.5 mm ² ¹⁾
Cable cross-section, output side	0.5...1.5 mm ² / 0.75...1.5 mm ² ¹⁾
Cable/wire length, output side	2000 mm
Mounting hole spacing, length	88.0 mm
Mounting hole spacing, width	34.0 mm
Wire preparation length, input side	7...8 mm
Wire preparation length, output side	7...8 mm

1) Build in/ Independent

Colors & materials

Casing material	Plastic
Product color	White

Temperatures & operating conditions

Ambient temperature range	-20...+50 / -20...+45 °C
Max.housing temperature in case of fault	110 °C
Maximum temperature at tc test point	80 °C ¹⁾
Permitted rel. humidity during operation	5...85 % ²⁾
Temperature range at storage	-25...85 °C

1) Maximum at the Tc-point

2) Maximum 56 days/year at 85 %

Lifespan

ECG lifetime	50000 h ¹⁾
---------------------	-----------------------

1) At maximum $T_c = 80^\circ\text{C}$ / 10% failure rate

Additional product data

Encapsulated	No
Predecessor EAN	4052899617155

Capabilities

Max. cable length to lamp/LED module	2.0 m ¹⁾
Number of channels	1
Dimmable	Yes
Dimming interface	DALI-2 / Touch DIM / Corridor
Dimming method	Amplitude Modulation
Dimming range	1...100 % ²⁾
Overload protection	Automatic reversible
Overheating protection	Automatic reversible
Short-circuit protection	Automatic reversible
Suitable for through-wiring	No
Suitable for emergency lighting	Yes
Suitable for fixtures with prot. class	I / II
Type of connection, input side	Push terminal
Type of connection, output side	Push terminal
Constant lumen function	No
Intended for no-load operation	No
No-load proof	Yes
Programming interface	Dipswitch

1) Output wires must be routed as close as possible to each other

2) For maximum nominal output current

Programming

Box programming	No
-----------------	----

Programmable features

Dim to Dark	No
Configuration Lock	Yes
Corridor Functionality	Yes
DALI Settings	Yes
Driver Guard	No
Emergency Mode	Yes
Soft Switch Off	No
Tuning Factor	No
TouchDIM + Sensor	Yes

Certificates & standards

Type of protection	IP20
Standards	Acc. to IEC 61347-1 / Acc. to IEC 61347-2-13 / Acc. to EN 55015 / Acc. to IEC 61547 / Acc. to IEC 61000-3-2 / Acc. to IEC 62384
Approval marks – approval	CE / ENEC / EL / RCM / UKCA / CCC / KC / BIS

Logistical data

Commodity code	85044083900
----------------	-------------

Environmental information

Information according Art. 33 of EU Regulation (EC) 1907/2006 (REACH)	
Date of Declaration	05-08-2024
Primary Article Identifier	4062172306256
Declaration No. in SCIP database	In work
SCIP_STATUS	In work
SCIP_ID	

Ecodesign regulation information:

Intended for use with LED modules.

The forward voltage of the LED light source shall be within the defined operating window of the control gear in all operating conditions including dimming if applicable.

Separate control gear and light sources must be disposed of at certified disposal companies in accordance with Directive 2012/19/EU (WEEE) in the EU and with Waste Electrical and Electronic Equipment (WEEE) Regulations 2013 in the UK. For this purpose, collection points for recycling centres and take-back systems (CRSO) are available from retailers or private disposal companies, which accept separate control gear and light sources free of charge. In this way, raw materials are conserved and materials are recycled.

Download Data

File		
Certificates	PDF	▶IT DALI CS CB SG PSB LE 05577 240124
Certificates	PDF	▶IT DALI CS CB SG PSB LE 05578 240124
Certificates	PDF	▶IT DALI CS ENEC 64142225005704 U6 310124
Product Datasheet	PDF	▶Technical Datasheet IT DALI 42 CS
CAD data	Compressed	▶IT DALI CS STEP 050623
CAD data PDF	Compressed	▶IT DALI CS CAD3PDF 050623
Mandatory Publications	PDF	▶IT DALI CS CE 4414207 04 220524
Mandatory Publications	PDF	▶IT DALI CS UK DoC 4414208 01 120623
User instruction	PDF	▶ICUTRONIC LED Power Supply

Logistical Data

Product code	Product description	Packaging unit (Pieces/Unit)	Dimensions (length x width x height)	Volume	Gross weight
4062172306256	IT DALI 42/220-240/1A0 CS	Shipping carton box 20 Pieces	228 x 208 x 78 mm	3.70 dm ³	147.65 g

The mentioned product code describes the smallest quantity unit which can be ordered. One shipping unit can contain one or more single products. When placing an order, for the quantity please enter single or multiples of a shipping unit

Data privacy

This OSRAM driver can be configured using the Tuner4TRONIC software. This requires registering on www.myosram.com and downloading the Tuner4TRONIC software from the Internet. The Tuner4TRONIC software enables users to access and view the operational data of a luminaire or driver via the corresponding programming interfaces. A password key (Config Lock) must be set up in the driver via the Tuner4TRONIC software in order to control which users can access and view operational data. Follow the instructions for password setup. To grant an external person or company rights to access or view operational data, you can assign password keys. In this case, however, you are responsible for ensuring that the third party concerned takes notice of the information described here.

However, OSRAM can read out operating data from devices for maintenance and service purposes even when a password key has been assigned. In individual cases, OSRAM will also use its access rights in order to optimize or improve driver hardware and driver functions. In accordance with data privacy principles, any user of operating data (luminaire manufacturers, third parties with access rights) must ensure that personal data (e.g. name, address, location IDs) are only merged with the prior written consent of the person (end user) concerned. The respective user of the operating data is responsible for providing evidence of consent.

Accessories Optional

Product description	Accessory name	Accessory code
IT DALI 42/220-240/1A0 CS	OT CABLE CLAMP D-STYLE	▶ 4052899077904
IT DALI 42/220-240/1A0 CS	OT CABLE CLAMP D-STYLE	▶ 4062172345507
IT DALI 42/220-240/1A0 CS	OT CABLE CLAMP D-STYLE DA TL	▶ 4062172349208

Disclaimer

Subject to change without notice. Errors and omission excepted. Always make sure to use the most recent release.