

## IT FIT 40/220-240/1A0 CS I HE

ICUTRONIC FIT CS HE | Compact constant current LED driver – Non dimmable



### Product family features

- Output current range 250-1050 mA
- Output voltage range 23-40V
- DIP switches
- Low LF-ripple < 3%

### Product family benefits

- Higher quality of light thanks to low output ripple current
- High flexibility due to four different output currents
- Small housing for flexible luminaire designs
- High efficiency (up to 93%)
- Long lasting and high reliability
- Safety ensured by Inventronics (SELV)



## Areas of application

- Suitable for downlights, spotlights and LED panels
- Suitable for indoor SELV installations
- Installation and independent mounting via Cable Clamp Kit possible

## Technical data

### Electrical data

|  |  |
|--|--|
| Nominal input voltage                    | 220...240 V                                      |
| Mains frequency                          | 50 / 60 Hz                                       |
| Input voltage AC                         | 198...264 V <sup>1)</sup>                        |
| Nominal input current at 230 V           | 0.234 A  |
| Total harmonic distortion                | < 10 % <sup>2)</sup>                             |
| Power factor $\lambda$                   | 0.90C...0.98                                     |
| Efficiency in full-load                  | 93 % <sup>3)</sup>                               |
| Device power loss                        | 3.2 W <sup>4)</sup>                              |
| Inrush current                           | 30 A <sup>5)</sup>                               |
| Max. ECG no. on circuit breaker 10 A (B) | 22   |
| Max. ECG no. on circuit breaker 16 A (B) | 36   |
| Surge capability (L-N)                   | 1 kV <sup>6)</sup>                               |
| Surge capability (L/N-Ground)            | 2 kV <sup>7)</sup>                               |
| Protective conductor current             | <0.7 mA  |
| Nominal output voltage                   | 23...40 V  |
| U-OUT (working voltage)                  | 60 V   |
| Nominal output current                   | 800 mA / 900 mA / 950 mA / 1050 mA <sup>8)</sup> |
| Default output current                   | 1050 mA  |
| Output current tolerance                 | ±5 %   |
| Output ripple current (100 Hz)           | < 3 % <sup>9)</sup>                              |
| Output PSTLM                             | ≤1   |
| Output SVM                               | ≤0.4   |
| Nominal output power                     | 18.4...42 W                                      |
| Maximum output power                     | 42 W   |
| Galvanic isolation primary/secondary     | SELV   |

1) Permitted voltage range

2) At full load, 230 V, 50 Hz / see graphs

3) at 230 V, 50 Hz

4) At 230 V, Input power 45.2 W max.

5)  $t_{width} = 150 \mu s$  (measured at 50 %  $I_{peak}$ )

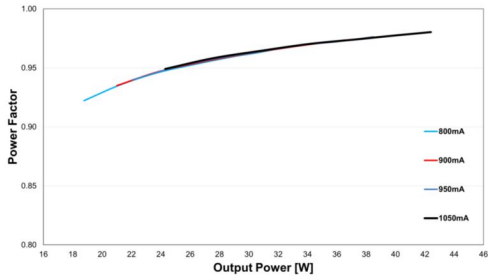
6) L/N

7) L/N – PE acc to EN 61547 Clause 5.7

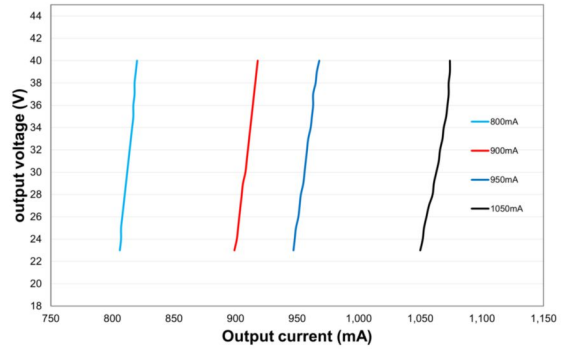
8) ±5%

9) Ripple average at 100 Hz

## Typical Power Factor v Load



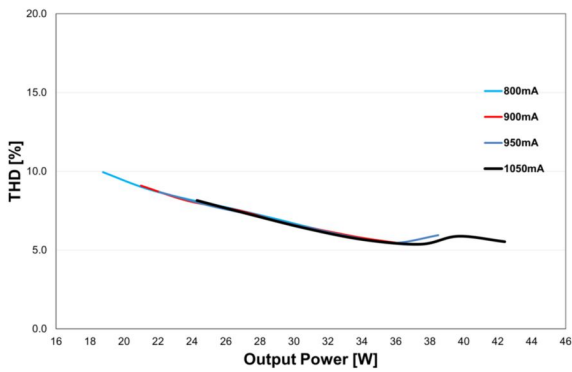
## Operating Window



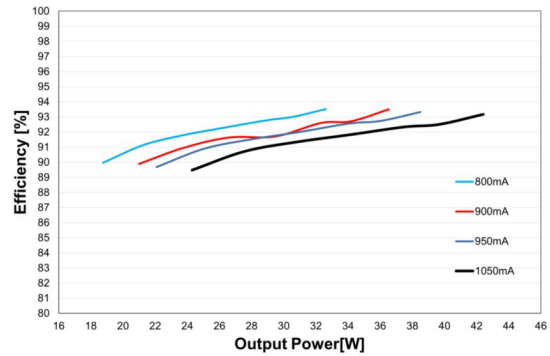
IT FIT 40 CS I HE Typical Power Factor vs. Load

IT FIT 40 CS I HE Operating window

## Typical THD v Load



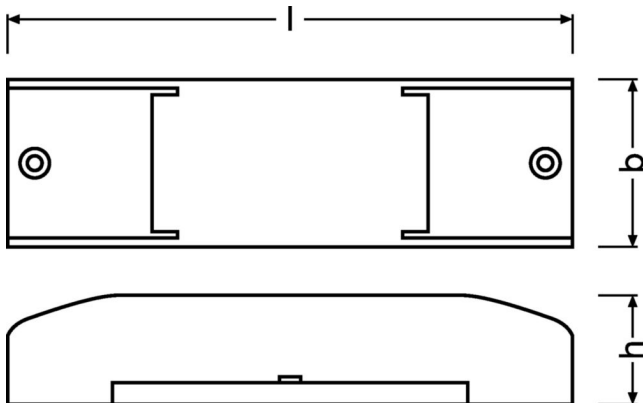
## Typical Efficiency v Load 230 V 50 Hz



IT FIT 40 CS I HE Typical THD Vs Load

IT FIT 40 CS I HE Typical Efficiency vs. Load

## Dimensions & weight



|                                      |                            |
|--------------------------------------|----------------------------|
| Product weight                       | 127.00 g                   |
| Length                               | 145.0 mm                   |
| Width                                | 43.0 mm                    |
| Height                               | 28.0 mm                    |
| Mounting hole spacing, length        | 108.0 mm                   |
| Mounting hole spacing, width         | not relevant mm            |
| Cable cross-section, input side      | 0.75...1.5 mm <sup>2</sup> |
| Cable cross-section, output side     | 0.75...1.5 mm <sup>2</sup> |
| Wire preparation length, input side  | 7...8 mm                   |
| Wire preparation length, output side | 7...8 mm                   |
| Cable/wire length, input side        | not relevant mm            |
| Cable/wire length, output side       | 2000 mm                    |

## Colors & materials

|                 |         |
|-----------------|---------|
| Casing material | Plastic |
| Product color   | White   |

## Temperatures & operating conditions

|  |                            |
|--|----------------------------|
| Ambient temperature range                | -20...+45 °C               |
| Maximum temperature at tc test point     | 70 °C <sup>1)</sup>        |
| Max.housing temperature in case of fault | 110 °C                     |
| Temperature range at storage             | -40...+85 °C <sup>2)</sup> |
| Permitted rel. humidity during operation | 5...95 % <sup>3)</sup>     |

1) Measured on tc point indicated on the product label.

2) Cool down before operating

3) Non-condensing

## Lifespan

|                     |                                  |
|---------------------|----------------------------------|
| <b>ECG lifetime</b> | 50000 h / 100000 h <sup>1)</sup> |
|---------------------|----------------------------------|

1) At T<sub>c</sub> = 70°C / 10% failure rate / At T<sub>c</sub> = 60°C / 10% failure rate

## Additional product data

|                     |    |
|---------------------|----|
| <b>Encapsulated</b> | No |
|---------------------|----|

## Capabilities

|   |                      |
|---|----------------------|
| <b>Programming interface</b>                  | Dipswitch            |
| <b>Dimmable</b>                               | No                   |
| <b>Constant lumen function</b>                | No                   |
| <b>Max. cable length to lamp/LED module</b>   | 2.0 m <sup>1)</sup>  |
| <b>Suitable for fixtures with prot. class</b> | II                   |
| <b>Suitable for emergency lighting</b>        | No                   |
| <b>EL CEAG STAR compatible</b>                | No                   |
| <b>EL DC detection selectable</b>             | No                   |
| <b>EL EOFi – default value</b>                | No                   |
| <b>EL EOFi – rated value</b>                  | No                   |
| <b>EL Joker Voltage</b>                       | No                   |
| <b>EL stable current</b>                      | No                   |
| <b>EL switch-over time</b>                    | No                   |
| <b>Type of connection, input side</b>         | Push terminal        |
| <b>Type of connection, output side</b>        | Push terminal        |
| <b>Suitable for through-wiring</b>            | No                   |
| <b>Number of channels</b>                     | 1                    |
| <b>Overheating protection</b>                 | Automatic reversible |
| <b>Overload protection</b>                    | Automatic reversible |
| <b>Short-circuit protection</b>               | Automatic reversible |
| <b>Intended for no-load operation</b>         | No                   |
| <b>No-load proof</b>                          | Yes                  |

1) Output wires must be routed as close as possible to each other

## Programming

|                        |           |
|------------------------|-----------|
| Programming device     | DIPswitch |
| Tuner4TRONIC           | No        |
| Tuner4TRONIC Field App | No        |
| Box programming        | No        |

## Certificates & standards

|                           |   |
|---------------------------|---|
| Approval marks – approval | CE / CCC / ENEC / VDE   |
| Standards                 | IEC 61347-1 / IEC 61347-2-13 / IEC 62384 / CISPR 15 / IEC 61000-3-2 / IEC 61000-3-3 / IEC 61547 |
| Type of protection        | IP20  |

## Environmental information

| Information according Art. 33 of EU Regulation (EC) 1907/2006 (REACH) |  |
|---|--|
| Date of Declaration   | 31-03-2026   |
| Primary Article Identifier  | 6937186110183  |
| Candidate List Substance 1  | Lead   |
| CAS No. of substance 1  | 7439-92-1  |
| Safe Use Instruction  | The identification of the Candidate List substance is sufficient to allow safe use of the article. |
| Declaration No. in SCIP database                                      | d455494d-3113-4695-8891-de867ab998d7   |
| SCIP_ID   |  |

## Ecodesign regulation information:

Intended for use with LED modules.

The forward voltage of the LED light source shall be within the defined operating window of the control gear in all operating conditions including dimming if applicable.

Separate control gear and light sources must be disposed of at certified disposal companies in accordance with Directive 2012/19/EU (WEEE) in the EU and with Waste Electrical and Electronic Equipment (WEEE) Regulations 2013 in the UK. For this purpose, collection points for recycling centres and take-back systems (CRSO) are available from retailers or private disposal companies, which accept separate control gear and light sources free of charge. In this way, raw materials are conserved and materials are recycled.



## Download Data

| File                        |            |                                     |
|-----------------------------|------------|-------------------------------------|
| Addon Technical Information | Image      | ▶ IT FIT 40 CS I HE Output currents |
| Addon Technical Information | Image      | ▶ IT FIT 40 CS (I) HE DIP switches  |
| CAD data 3-dim              | Compressed | ▶ IT FIT CS I CAD3PDF 250226        |
| CAD data                    | Compressed | ▶ IT FIT CS I STEP 300425           |
| User instruction            | PDF        | ▶ UI IT FIT CS I HE                 |

## Logistical Data

| Product code                  | Product description              | Packaging unit (Pieces/Unit)     | Dimensions (length x width x height) | Volume                | Gross weight |
|-------------------------------|----------------------------------|----------------------------------|--------------------------------------|-----------------------|--------------|
| 6937186110183<br>INVENTRONICS | IT FIT 40/220-240/1A0<br>CS I HE | Shipping carton box<br>50 Pieces | 310 x 225 x 170 mm                   | 11.86 dm <sup>3</sup> | 134.81 g     |

The mentioned product code describes the smallest quantity unit which can be ordered. One shipping unit can contain one or more single products. When placing an order, for the quantity please enter single or multiples of a shipping unit

## Disclaimer

Subject to change without notice. Errors and omission excepted. Always make sure to use the most recent release.

## Accessories Optional

| Product description           | Accessory name            | Accessory code  |
|-------------------------------|---------------------------|-----------------|
| IT FIT 40/220-240/1A0 CS I HE | OT CABLE CLAMP D-STYLE    | ▶ 6977770432086 |
| IT FIT 40/220-240/1A0 CS I HE | OT CABLE CLAMP D-STYLE TL | ▶ 6977770432109 |