

The trusted value of OSRAM Digital Systems continues with Inventronics Global – where experience meets innovation.

OTi DALI 35/220-240/700 NFC TW L

OPTOTRONIC Intelligent Tunable White – DALI (SELV) | Linear constant current LED driver – Dimmable



Product family features

- Line frequency: 0 Hz | 50 Hz | 60 Hz
- Versatile DALI window driver up to 75 W due to flexible output characteristic
- Supply voltage: 220...240 V
- Usable as DT6 (2-channel) or DT8 (Tunable White) driver
- Available with output current range: up to 1,400 mA
- Constant Lumen Output (CLO)
- Integrated customizable thermal management (Driver Guard)
- SELV driver

Product family benefits

- Control of standard white or Tunable White light acc. DALI device type 8 (DT8)
- TouchDIM® Tunable White integrated for use without additional LMS
- Fully programmable via T4T software (NFC, DALI Interface)
- Lifetime: up to 100,000 h (temperature at $T_c = 65^\circ\text{C}$, max. 10 % failure rate)
- High-quality dimming of 1...100 %
- High quality of light thanks to <1% output ripple current
- Very high efficiency
- Fulfill safety requirement due to overload, overtemperature, Hot Plug protection

Areas of application

- For Tunable White as well as for 2-channel use (e.g. direct/indirect lighting)
- Linear lighting for office, education, industry, storage areas and retail
- Installation in emergency lighting systems according to IEC 61347-2-13, appendix J
- Suitable for installation in emergency lighting systems according to EN 60598-2-22
- Suitable for luminaires of protection class I
- Perfect system match with PrevaLED Linear Tunable White

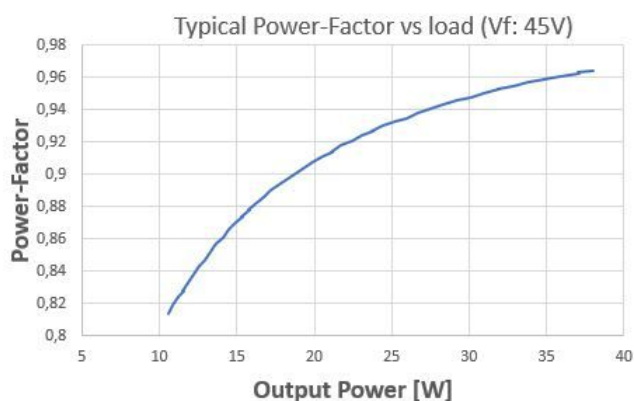
Technical data

Electrical data

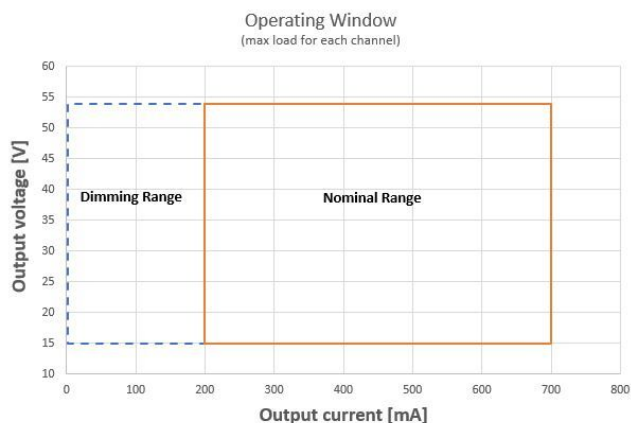
Nominal input voltage	220...240 V
Mains frequency	0/50/60 Hz
Input voltage AC	198...264 V
Input voltage DC	176...276 V
Total harmonic distortion	< 15 %
Power factor λ	0.73C...0.98
Efficiency in full-load	88 % ¹⁾
Device power loss	3.0 W
Networked standby power	<0.20 W ¹⁾
Inrush current	21 A
Max. ECG no. on circuit breaker 10 A (B)	19
Max. ECG no. on circuit breaker 16 A (B)	30
Surge capability (L-N)	1 kV
Surge capability (L/N-Ground)	2 kV
Protective conductor current	0.28 mA
Nominal output voltage	15...54 V
U-OUT (working voltage)	< 60 V
Nominal output current	200...700 mA
Default output current	200 mA
Output current tolerance	±3 %
Output ripple current (100 Hz)	< 1 %
Output PSTLM	≤1
Output SVM	≤0.4
Nominal output power	4...38 W
Maximum output power	38 W

1) at 230 V, 50 Hz

Typical Power Factor v Load

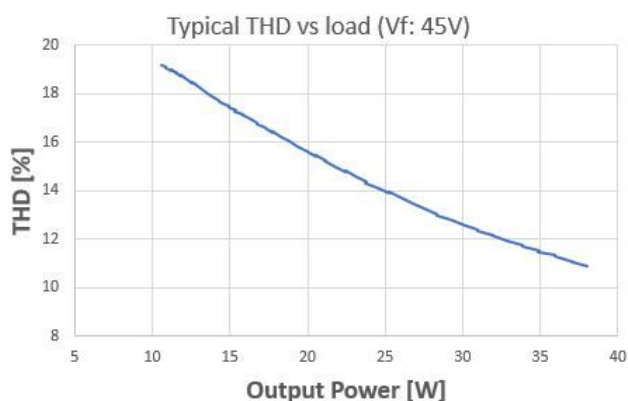


Operating Window



OTI DALI 35 NFC TW L Typical Power Factor vs. Load

Typical THD v Load



OTI DALI 35 NFC TW L Operating window

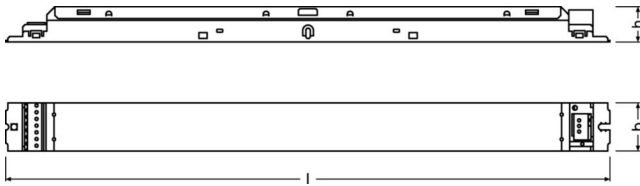
Typical Efficiency v Load 230 V 50 Hz



OTI DALI 35 NFC TW L Typical THD Vs Load

OTI DALI 35 NFC TW L Typical Efficiency vs. Load (230 V / 50 Hz)

Dimensions & weight



Product weight	300.00 g
Length	360.0 mm
Width	30.0 mm
Height	21.0 mm
Mounting hole spacing, length	350.0 mm
Cable cross-section, input side	0.5...1.5 mm ²
Cable cross-section, output side	0.5...1.5 mm ²
Wire preparation length, input side	8.5...9.5 mm
Wire preparation length, output side	8.5...9.5 mm

Colors & materials

Casing material	Metal
-----------------	-------

Temperatures & operating conditions

Ambient temperature range	-25...+60 °C
Maximum temperature at tc test point	78 °C
Max.housing temperature in case of fault	110 °C
Temperature range at storage	-40...+85 °C
Permitted rel. humidity during operation	5...85 % ¹⁾

1) Maximum 56 days/year at 85 %

Lifespan

ECG lifetime	50000 h / 100000 h
--------------	--------------------

Additional product data

Encapsulated	No
--------------	----

Capabilities

Programming interface	DALI, NFC
Control interface	DALI
Dimmable	Yes
Dimming interface	DALI-2 / Corridor / Touch DIM / Touch DIM Sensor
Dimming range	1...100 %
Dimming method	Full analogue dimming / AM/PWM selectable
DALI-2 Diagnostic Data	No
DALI-2 Energy Data	No
Constant lumen function	Programmable
Max. cable length to lamp/LED module	2.0 m ¹⁾
Suitable for fixtures with prot. class	I
Suitable for emergency lighting	Yes
Type of connection, input side	Push terminal
Type of connection, output side	Push terminal
Number of channels	2
Overheating protection	Automatic reversible
Overload protection	Automatic reversible
Short-circuit protection	Automatic reversible
Intended for no-load operation	No
No-load proof	Yes

1) Output wires must be routed as close as possible to each other

Programming

Programming device	DALI magic / NFC Scanner
Tuner4TRONIC	Yes
Tuner4TRONIC Field App	No
Box programming	Yes

Programmable features

DALI Settings	Yes
DALI-2 Luminaire Data	No
TouchDIM + Sensor	Yes
Corridor Functionality	Yes
Dim to Dark	Yes
Soft Switch Off	Yes
Tuning Factor	Yes
Tunable White CCT	Yes
Driver Guard	Yes
Emergency Mode	Yes

Certificates & standards

Approval marks – approval	CE / EL / VDE-ENEC / EAC / CCC / RCM / BIS
Standards	IEC 61347-1 / IEC 61347-2-13 / IEC 62384 / IEC 61000-3-2 / IEC 61000-3-3 / IEC 61547
Type of protection	IP20

Logistical data

Commodity code	85044083900
----------------	-------------

Environmental information

Information according Art. 33 of EU Regulation (EC) 1907/2006 (REACH)	
Date of Declaration	13-02-2025
Primary Article Identifier	4062172092968 6937186112316
Declaration No. in SCIP database	In work
SCIP_STATUS	In work
SCIP_ID	

Ecodesign regulation information:

Intended for use with LED modules.

The forward voltage of the LED light source shall be within the defined operating window of the control gear in all operating conditions including dimming if applicable.

Separate control gear and light sources must be disposed of at certified disposal companies in accordance with Directive 2012/19/EU (WEEE) in the EU and with Waste Electrical and Electronic Equipment (WEEE) Regulations 2013 in the UK. For this purpose, collection points for recycling centres and take-back systems (CRSO) are available from retailers or private disposal companies, which accept separate control gear and light sources free of charge. In this way, raw materials are conserved and materials are recycled.

Additional product information

- Electrical connections between the two output channels are not allowed.

Download Data

File		
Certificates	PDF	▶ OTI DALI 35 NFC TW L EATON AM3294 220620
Certificates	PDF	▶ OTI DALI 35 NFC TW L INOTEC AM32494 220620
Certificates	PDF	▶ OT ENEC 40038447 270224
CAD data 3-dim	Compressed	▶ OTI DALI NFC TW L CAD3PDF 020320
CAD data 2-dim	Compressed	▶ OTI DALI NFC TW L CAD2PDF 020320
CAD data	Compressed	▶ OTI DALI NFC TW L IGS 020320
CAD data	Compressed	▶ OTI DALI NFC TW L STEP 020320
Mandatory Publications	PDF	▶ OTi DALI NFC TW L CE 4222044 07 181224
Mandatory Publications	PDF	▶ OTI DALI NFC TW L UK DoC 4281073 040923
User instruction	PDF	▶ UI OTi DALI NFC TW L

Logistical Data

Product code	Product description	Packaging unit (Pieces/Unit)	Dimensions (length x width x height)	Volume	Gross weight
4062172092968 OSRAM	OTi DALI 35/220-240/700 NFC TW L	Shipping carton box 20 Pieces	385 x 160 x 100 mm	6.16 dm ³	308.70 g

The mentioned product code describes the smallest quantity unit which can be ordered. One shipping unit can contain one or more single products. When placing an order, for the quantity please enter single or multiples of a shipping unit

Accessories Optional

Product description	Accessory name	Accessory code
OTi DALI 35/220-240/700 NFC TW L	PRH101 -USB	▶ 6977078996938
OTi DALI 35/220-240/700 NFC TW L	PRH101 -USB	▶ 6937186112354
OTi DALI 35/220-240/700 NFC TW L	CPR30+	▶ 6977078996945
OTi DALI 35/220-240/700 NFC TW L	CPR30+	▶ 6937186112378

Disclaimer

Subject to change without notice. Errors and omission excepted. Always make sure to use the most recent release.