

## IT FIT 75/220-240/550 D CS L G2

ICUTRONIC IT FIT CS D L (non-isolated) | Linear / Area Constant Current – Non dimmable



### Product family features

- Low THD <15% @ full load
- Input voltage: 220 – 240 VAC
- Ambient temp range ta: -25 to +50 °C
- Wide output voltage range
- Low LF-ripple < 5%
- Fixed output (no dimming)
- 5 years guarantee\*

### Product family benefits

- Flexible with 1 driver offers 4 output currents
- High quality light with very low ripple
- Very high efficiency
- Enable slim fixture design with flat 21 mm height metal housing
- Long lasting and high reliability
- Non-isolated driver

## Areas of application

- Linear and area lighting
- Office, industrial and shop lighting

## Technical data

### Electrical data

Nominal input voltage	220...240 V
Mains frequency	50 / 60 Hz
Input voltage AC	198...264 V
Input voltage DC	not relevant
Total harmonic distortion	< 15 % <sup>1)</sup>
Power factor $\lambda$	0.94C...0.98 <sup>2)</sup>
Efficiency in full-load	93 % <sup>3)</sup>
Device power loss	5.63 W
Networked standby power	not relevant
Inrush current	30.9 A <sup>4)</sup>
Max. ECG no. on circuit breaker 10 A (B)	12
Max. ECG no. on circuit breaker 16 A (B)	19
Surge capability (L-N)	1 kV <sup>5)</sup>
Surge capability (L/N-Ground)	2 kV <sup>6)</sup>
Protective conductor current	not relevant
Nominal output voltage	90...216 V <sup>7)</sup>
U-OUT (working voltage)	250 V
Nominal output current	350 mA / 400 mA / 500 mA / 550 mA <sup>8)</sup>
Default output current	550 mA
Output current tolerance	±7.5 %
Output ripple current (100 Hz)	< 5 %
Output PSTLM	≤1
Output SVM	≤0.4
Nominal output power	31.5...75 W
Maximum output power	75 W

1) At full load

2) Full load at 220...240 V<sub>AC</sub>/50 Hz

3) at 230 V, 50 Hz

4)  $t_{width} = 220 \mu s$  typical (measured at 50 %  $I_{peak}$ )

5) L/N

6) L/N – PE acc to EN 61547 Clause 5.7

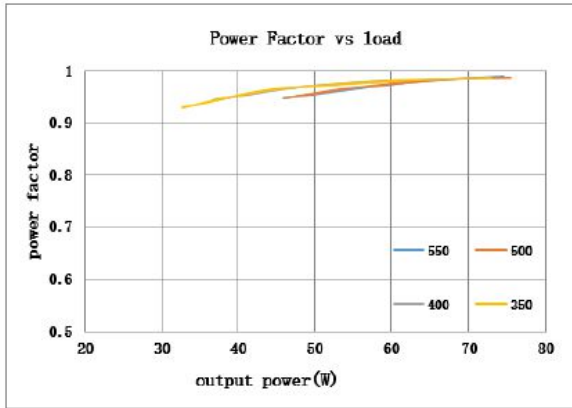
7) At 350 mA output / At 400 mA output / At 450 mA output / At 550 mA output

8) ±5%

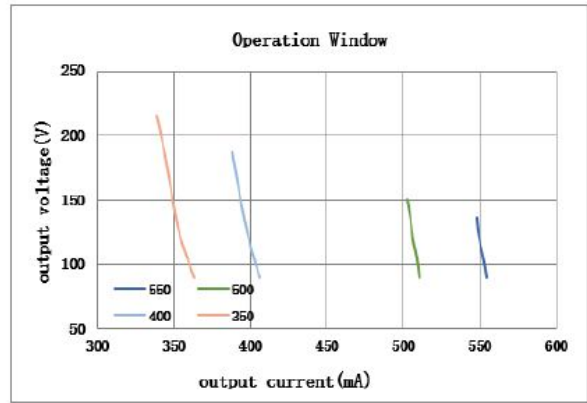
## Typical Power Factor v Load

## Operating Window

Typical Power factor vs load



Typical Operating window



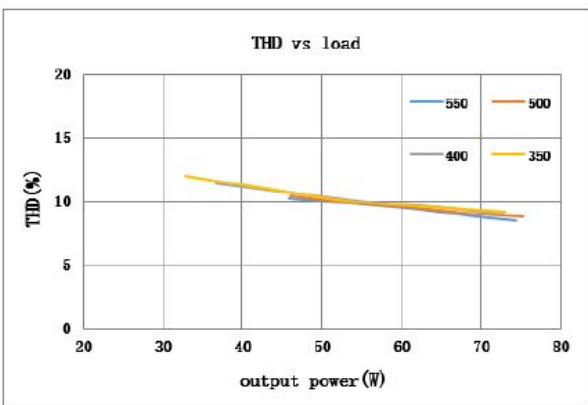
IT FIT 75/220-240/550 CS D L

IT FIT 75/220-240/550 CS D L

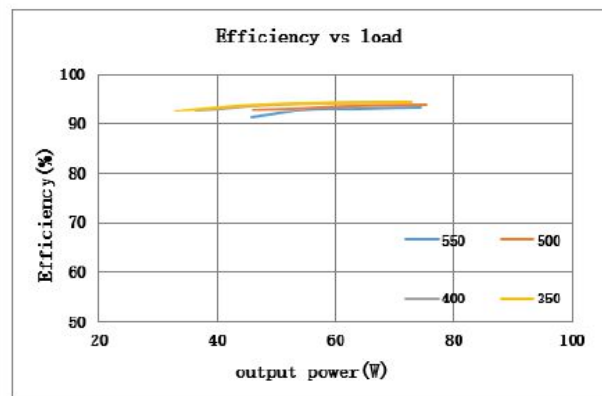
## Typical THD v Load

## Typical Efficiency v Load 230 V 50 Hz

Typical THD vs load



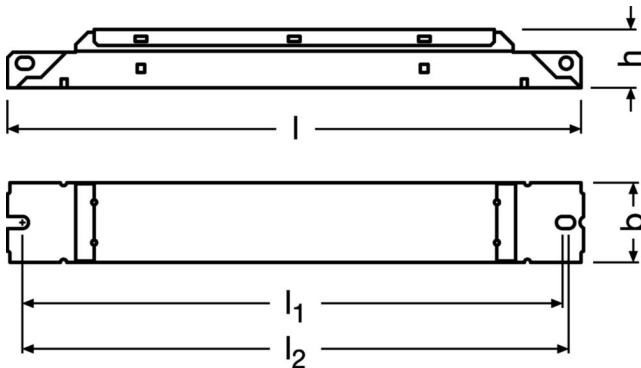
Typical Efficiency vs load



IT FIT 75/220-240/550 CS D L

IT FIT 75/220-240/550 CS D L

## Dimensions & weight



<b>Product weight</b>	130.00 g
<b>Length</b>	210.0 mm
<b>Width</b>	30.0 mm
<b>Height</b>	21.0 mm
<b>Mounting hole spacing, length</b>	200.0 mm
<b>Cable cross-section, input side</b>	0.5...1.5 mm <sup>2</sup> / 0.75...1.5 mm <sup>2</sup> <sup>1)</sup>
<b>Cable cross-section, output side</b>	0.5...1.5 mm <sup>2</sup> <sup>1)</sup>
<b>Wire preparation length, input side</b>	7...8 mm
<b>Wire preparation length, output side</b>	7...8 mm

1) Solid/ Flexible Leads

## Colors & materials

<b>Casing material</b>	Metal
------------------------	-------

## Temperatures & operating conditions

<b>Ambient temperature range</b>	-25...+50 °C
<b>Maximum temperature at tc test point</b>	75 °C
<b>Max.housing temperature in case of fault</b>	110 °C
<b>Temperature range at storage</b>	-25...80 °C
<b>Permitted rel. humidity during operation</b>	5...85 % <sup>1)</sup>

1) Maximum 56 days/year at 85 %

## Lifespan

<b>ECG lifetime</b>	50000 h / 100000 h <sup>1)</sup>
---------------------	----------------------------------

1) At maximum  $T_c = 70^\circ\text{C}$  / 10% failure rate

## Additional product data

<b>Encapsulated</b>	No
---------------------	----

## Capabilities

<b>Dimmable</b>	No
<b>Constant lumen function</b>	No
<b>Max. cable length to lamp/LED module</b>	2.0 m <sup>1)</sup>
<b>Suitable for fixtures with prot. class</b>	I / II
<b>Type of connection, input side</b>	Push terminal
<b>Type of connection, output side</b>	Push terminal
<b>Number of channels</b>	1
<b>Overheating protection</b>	Automatic reversible
<b>Overload protection</b>	Automatic reversible
<b>Short-circuit protection</b>	Automatic reversible
<b>Intended for no-load operation</b>	No
<b>No-load proof</b>	Yes

1) Output wires must be routed as close as possible to each other

## Programming

Programming device	not relevant
Tuner4TRONIC	No
Tuner4TRONIC Field App	No
Box programming	No

## Certificates & standards

Approval marks – approval	CE / ENEC / CCC / RCM / BIS / EAC / UKCA / TISI
Standards	IEC 61347-1 / IEC 61347-2-13 / IEC 62384 / IEC 61000-3-2 / IEC 61547 / IEC 6100-4-5
Type of protection	IP20

## Environmental information

Information according Art. 33 of EU Regulation (EC) 1907/2006 (REACH)	
Date of Declaration	31-03-2026
Primary Article Identifier	6977770432307
Candidate List Substance 1	Lead
CAS No. of substance 1	7439-92-1
Safe Use Instruction	The identification of the Candidate List substance is sufficient to allow safe use of the article.
Declaration No. in SCIP database	9fc9f5d7-3487-4389-858c-e00857213b96
SCIP_ID	

## Ecodesign regulation information:

Intended for use with LED modules.

The forward voltage of the LED light source shall be within the defined operating window of the control gear in all operating conditions including dimming if applicable.

Separate control gear and light sources must be disposed of at certified disposal companies in accordance with Directive 2012/19/EU (WEEE) in the EU and with Waste Electrical and Electronic Equipment (WEEE) Regulations 2013 in the UK. For this purpose, collection points for recycling centres and take-back systems (CRSO) are available from retailers or private disposal companies, which accept separate control gear and light sources free of charge. In this way, raw materials are conserved and materials are recycled.

## Additional product information

- Hot plug-in or secondary switching of LEDs is not permitted and may cause a very high current to the LEDs.
- Indication that the lamp control gear relies upon the luminaire enclosure for protection against accidental contact with live parts.

---

## Download Data

File		
User instruction	PDF	<a href="#">▶ UI IT FIT CS D L</a>

## Logistical Data

Product code	Product description	Packaging unit (Pieces/Unit)	Dimensions (length x width x height)	Volume	Gross weight
6977770432307 INVENTRONICS	IT FIT 75/220-240/550 D CS L G2	Shipping carton box 20 Pieces	230 x 156 x 96 mm	3.44 dm <sup>3</sup>	135.47 g

The mentioned product code describes the smallest quantity unit which can be ordered. One shipping unit can contain one or more single products. When placing an order, for the quantity please enter single or multiples of a shipping unit

## References / Links

\* For more information on the multi-level guarantee and the terms and conditions of the guarantee visit <https://www.inventronics-light.com/multilevel-guarantees>