

## IT FIT 40/220-240/1A0 CS T-B

ICUTRONIC FIT CS Track | Compact constant current LED driver – Non dimmable



### Product family features

- AC Supply Voltage 220-240 Vac
- Line frequency: 50 Hz | 60 Hz
- Line voltage: 198...264 V
- SELV LED driver in track adaptor
- Lifetime 50 000 h at tc max
- Dip-switches for easy output current selection
- Low THD <10% @ full load
- Low LF-ripple < 5%

### Product family benefits

- Compact size for miniaturized track light luminaire design
- High light quality due to low ripple current
- Three colors available: White, Grey, Black
- High flexibility due to eight different output currents
- High efficiency (up to 90%)

## Areas of application

- Shops
- Retail outlets
- Public buildings
- Suitable for luminaires of protection class II
- Suitable for three circuits system

## Technical data

### Electrical data

Nominal input voltage	220...240 V
Mains frequency	50/60 Hz
Input voltage AC	198...264 V
Input voltage DC	not relevant
Nominal input current at 230 V	0.225 A
Total harmonic distortion	< 10 % <sup>1)</sup>
Power factor $\lambda$	0.85C...0.96 <sup>2)</sup>
Efficiency in full-load	90 % <sup>3)</sup>
Device power loss	4.9 W <sup>4)</sup>
Networked standby power	not relevant
Inrush current	24.8 A <sup>5)</sup>
Max. ECG no. on circuit breaker 10 A (B)	23
Max. ECG no. on circuit breaker 16 A (B)	37
Surge capability (L-N)	1 kV <sup>6)</sup>
Surge capability (L/N-Ground)	2 kV <sup>7)</sup>
Protective conductor current	<0.7 mA
Nominal output voltage	27...42 V
U-OUT (working voltage)	60 V
Nominal output current	700 mA / 750 mA / 800 mA / 850 mA / 900 mA / 950 mA / 1000 mA / 1050 mA
Default output current	1050 mA
Output current tolerance	±5 %
Output ripple current (100 Hz)	3 %
Output PSTLM	≤1
Output SVM	≤0.4
Nominal output power	18.9...44.1 W
Maximum output power	44.1 W
Galvanic isolation primary/secondary	SELV

1) Full load, 230V, 50 Hz

2) Full load at 230 V / 50 Hz

3) at 230 V, 50 Hz

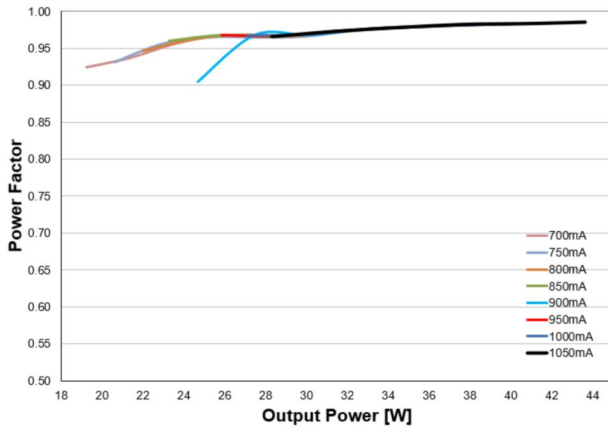
4) At 230 V, Input power 49 W max.

5)  $t_{width} = 104 \mu s$  typical (measured at 50 %  $I_{peak}$ )

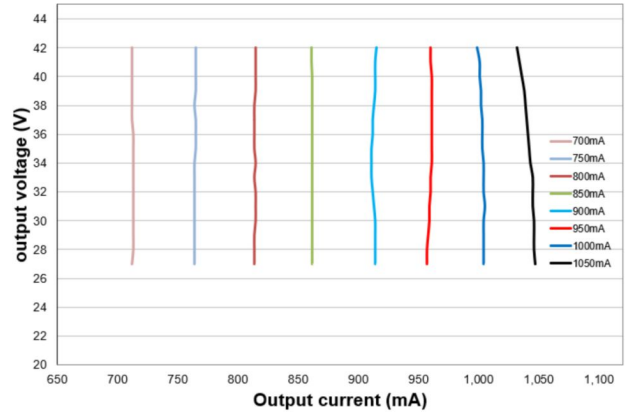
6) L/N

7) L/N – PE acc to EN 61547 (>15 pulses)

## Typical Power Factor v Load



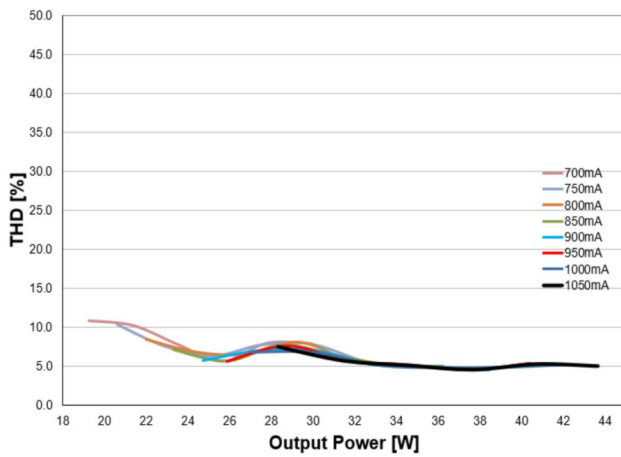
## Operating Window



IT FIT 40W CS Track Typical Power factor VS load

IT FIT 40W CS Track Typical Operating window

## Typical THD v Load



## Typical Iout v Rset LEDset2 mode

	700	750	800	850	900	950	1000	1050
Iout [A]	700	750	800	850	900	950	1000	1050
U min [V]	27	27	27	27	27	27	27	27
U max [V]	42	42	42	42	42	42	42	42
P min [W]	18.9	20.25	21.6	22.95	24.3	25.65	27	28.35
P max [W]	29.4	31.5	33.6	35.7	37.8	39.9	42	44.1
Ta [°C]	35	35	35	35	35	35	35	35
Tc [°C]	80	80	80	80	80	80	80	80
Line Current, nominal @230V [mA]	150	162	172	185	194	206	214	225

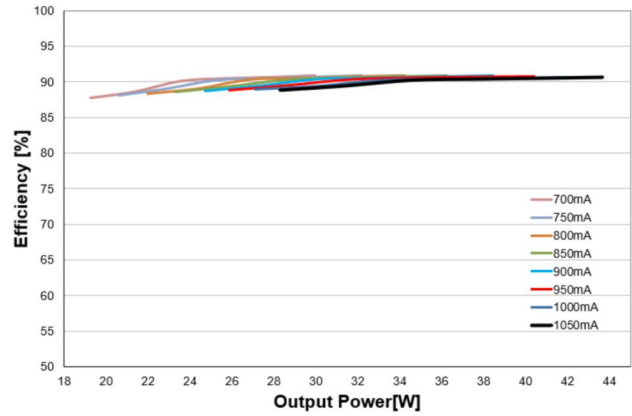
IT FIT 40W CS Track Typical THD VS load

IT FIT 40W CS Rated output power and current sets

Typical Iout v Rset LEDset2 mode

PIN1	PIN2	PIN3	Iout(mA)
OFF	OFF	OFF	700
ON	OFF	OFF	750
OFF	ON	OFF	800
ON	ON	OFF	850
OFF	OFF	ON	900
ON	OFF	ON	950
OFF	ON	ON	1000
ON	ON	ON	1050

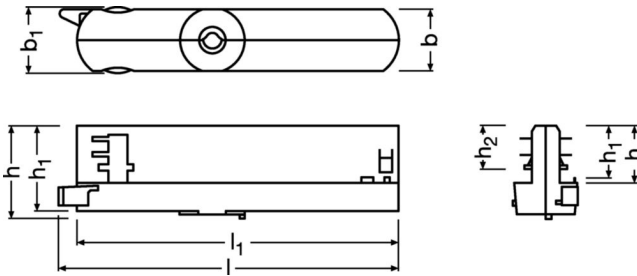
Typical Efficiency v Load 230 V 50 Hz



IT FIT 40W CS Current selection

IT FIT 40W CS Track Typical Efficiency VS load

## Dimensions & weight



<b>Product weight</b>	110.00 g
<b>Length</b>	167.0 mm
<b>Width</b>	33.0 mm
<b>Height</b>	46.0 mm
<b>Cable cross-section, output side</b>	0.5...1.5 mm <sup>2</sup>
<b>Wire preparation length, output side</b>	7...8 mm
<b>Cable/wire length, output side</b>	2000 mm

## Colors & materials

<b>Casing material</b>	Plastic
<b>Product color</b>	BLACK RAL 9011

## Temperatures & operating conditions

<b>Ambient temperature range</b>	-20...+35 °C
<b>Maximum temperature at tc test point</b>	80 °C
<b>Max.housing temperature in case of fault</b>	110 °C
<b>Temperature range at storage</b>	-20...80 °C <sup>1)</sup>
<b>Permitted rel. humidity during operation</b>	5...85 % <sup>2)</sup>

1) Cool down before operating

2) Maximum 56 days/year at 85 %

## Lifespan

<b>ECG lifetime</b>	50000 h <sup>1)</sup>
---------------------	-----------------------

1) At maximum  $T_c = 80^\circ\text{C}$  / 10% failure rate

## Additional product data

<b>Encapsulated</b>	No
<b>Compatible track systems</b>	Nuco / Ivela / EUTRAC / GLOBAL / STAFF / NORLUX / Unipro / Powergear / ERCO <sup>1)</sup>

1) The compatibility may become invalid when the critical track dimension is modified by the brand owner in case of engineering change or optimization in the future

## Capabilities

<b>Programming interface</b>	Dipswitch
<b>Dimmable</b>	No
<b>Max. cable length to lamp/LED module</b>	2.0 m <sup>1)</sup>
<b>Suitable for fixtures with prot. class</b>	II
<b>Suitable for emergency lighting</b>	No
<b>Type of connection, input side</b>	not relevant
<b>Type of connection, output side</b>	Push terminal
<b>Number of channels</b>	1
<b>Overheating protection</b>	Automatic reversible
<b>Overload protection</b>	Automatic reversible
<b>Short-circuit protection</b>	Automatic reversible
<b>Intended for no-load operation</b>	No
<b>No-load proof</b>	Yes

1) Output wires must be routed as close as possible to each other

## Programming

Programming device	DIPswitch
--------------------	-----------

## Certificates & standards

Approval marks – approval	CE / ENEC / RCM / CQC / UKCA
Standards	IEC 61347-1 / IEC 61347-2-13 / IEC 62384 / CISPR 15 / IEC 61000-3-2 / IEC 61547
Type of protection	IP20

## Logistical data

Commodity code	85044083900
----------------	-------------

## Environmental information

Information according Art. 33 of EU Regulation (EC) 1907/2006 (REACH)	
Date of Declaration	31-03-2026
Primary Article Identifier	4062172379908   6977770437364
Declaration No. in SCIP database	In work
SCIP_STATUS	In work
SCIP_ID	

## Ecodesign regulation information:

Intended for use with LED modules.

The forward voltage of the LED light source shall be within the defined operating window of the control gear in all operating conditions including dimming if applicable.

Separate control gear and light sources must be disposed of at certified disposal companies in accordance with Directive 2012/19/EU (WEEE) in the EU and with Waste Electrical and Electronic Equipment (WEEE) Regulations 2013 in the UK. For this purpose, collection points for recycling centres and take-back systems (CRSO) are available from retailers or private disposal companies, which accept separate control gear and light sources free of charge. In this way, raw materials are conserved and materials are recycled.

## Additional product information

- Hot plug-in or secondary switching of LEDs is not permitted and may cause a very high current to the LEDs.
- Indication that the lamp control gear relies upon the luminaire enclosure for protection against accidental contact with live parts.
- The max. mechanical loading  $F_{max}$  for the track driver mounted on the ceiling is 50N, which should be intended as the whole system inclusive of the weight of luminaires and accessories.
- The max. mechanical loading  $F_{max}$  for the track driver mounted on the wall is 25N, which should be intended as the whole system inclusive of the weight of luminaires and accessories.

---

## Download Data

File		
CAD data 3-dim	Compressed	▶ CAD of IT FIT CS T
User instruction	PDF	▶ UI IT FIT CS T

## Logistical Data

Product code	Product description	Packaging unit (Pieces/Unit)	Dimensions (length x width x height)	Volume	Gross weight
6977770437364 INVENTRONICS	IT FIT 40/220-240/1A0 CS T-B	Shipping carton box 20 Pieces	378 x 187 x 118 mm	8.34 dm <sup>3</sup>	124.95 g

The mentioned product code describes the smallest quantity unit which can be ordered. One shipping unit can contain one or more single products. When placing an order, for the quantity please enter single or multiples of a shipping unit

## Disclaimer

Subject to change without notice. Errors and omission excepted. Always make sure to use the most recent release.