

IT DX 40/220-240/1A0 NFC E

IT DEXAL NFC IP20 | D4i, DEXAL, AstroDIM, - constant current LED drivers



Product family features

- DEXAL interface based on DALI-2 communication
- DALI-2 and D4i Certified
- Always-on Auxiliary Power: 24Vdc, 125mA, 3W (Transient Peak up to 6W)
- Integrated 16Vdc Bus Power Supply Based on DALI-2
- Full Power at Wide Output Current Range (Constant Power)
- Adjustable Output Current (AOC) with NFC
- Autonomous Dimming with Five Independent Levels (Astro, Time Mode)
- Dim-to-Off with Standby Power ≤ 0.5 W
- Constant Lumen
- End-of-life indication
- Input Surge Protection: DM 6kV, CM 10kV
- All-Around Protection: OTP, OVP, SCP, OLP, NLP
- Support DALI Programming and NFC Programming
- Integrated Power Monitoring with Accuracy up to $\pm 5\%$
- Enables programming via DALI cables up to 15m length
- Full Compatibility with T4T(Tuner4TRONIC) and T4T Field App

Product family benefits

- For Zhaga Book18 Luminaires and D4i certified incl. Parts 25x + AUX
- High surge protection: up to 10 kV in protection class I or II
- Lifetime: up to 100,000 h (depending on T_c temperature, max. 10 % failure rate)
- DEXAL interface (with 15V current supply on DALI-2 lines - DALI Part 250)
- Standardized DALI-2 communication (incl. monitoring data, energy metering)
- Inventronics DALI light- and presence sensor connectable
- Full compatibility with Tuner4TRONIC and T4T Field App
- Enables programming via DALI cables up to 15m length



Areas of application

- IP20 Design and Suitable for Outdoor Applications in Luminaires with IP>54
- Suitable for luminaires of protection class I and II
- Street and urban lighting

Technical data

Electrical data

Nominal input voltage	220...240 V
Mains frequency	0/50/60 Hz ¹⁾
Input voltage AC	170...264 V ²⁾
Input voltage DC	176...276 V ¹⁾
Nominal input current at 230 V	0.22 A
Total harmonic distortion	< 7 %
Power factor λ	0.55C...0.99 ³⁾
Efficiency in full-load	90 % ⁴⁾
Device power loss	5.7 W ⁵⁾
Networked standby power	0.50 W ⁶⁾
Inrush current	52.8 A ⁷⁾
Max. ECG no. on circuit breaker 10 A (B)	13
Max. ECG no. on circuit breaker 16 A (B)	21
Surge capability (L-N)	6 kV ⁸⁾
Surge capability (L/N-Ground)	10 kV
Protective conductor current	0.7 mA
Nominal output voltage	20...77 V
U-OUT (working voltage)	100 V
Nominal output current	200...1050 mA
Minimum output current	50 mA
Default output current	700 mA
Output current tolerance	±5 %
Output ripple current (100 Hz)	4 %
Output PSTLM	≤1
Output SVM	≤0.4
Nominal output power	40 W ⁹⁾
Maximum output power	40 W
Galvanic isolation primary/secondary	Double
Galvanic isolation dimming/output	Basic
Galvanic isolation DALI/mains	Reinforced
Galvanic isolation DALI/output	Basic
DEXAL Supply Voltage	15 V
DEXAL Peak Supply Current	62 mA
DEXAL Guaranteed Supply Current	53 mA
Auxiliary Power Supply	24 V ¹⁰⁾

1) Additional fuse needed in DC operation

2) Permitted voltage range

3) Within the full operating window

4) at 230 V, 50 Hz

5) Maximum

6) DEXAL power supply disabled

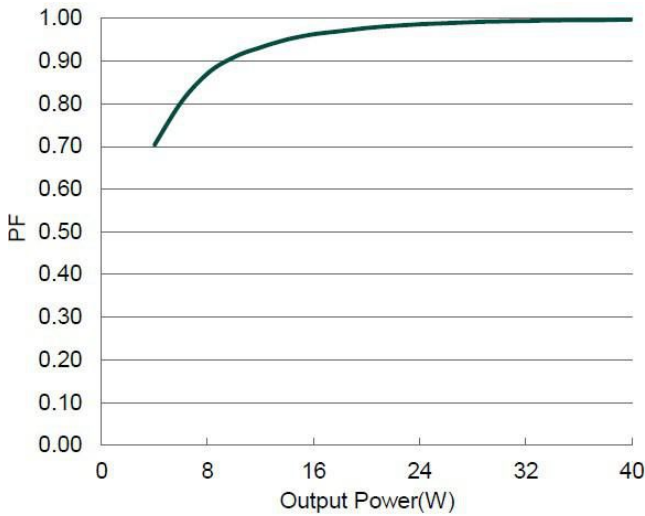
7) At 116 μ s

8) @ 2 Ohm, acc. to EN61547

9) Max. 75% in DC operating mode

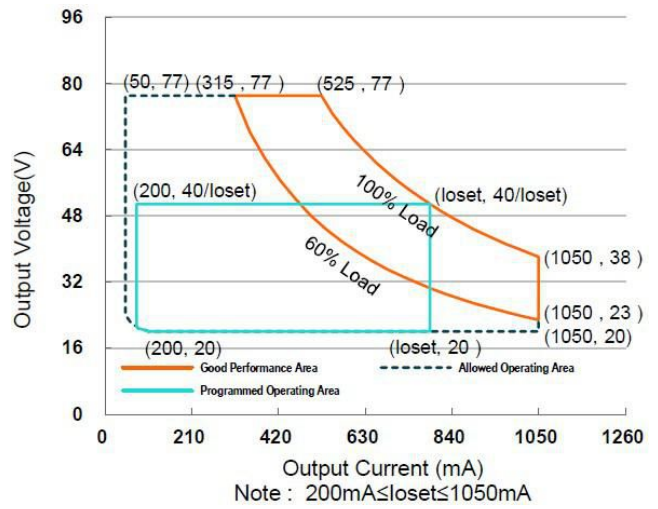
10) 3W average, 6W peak power

Typical Power Factor v Load



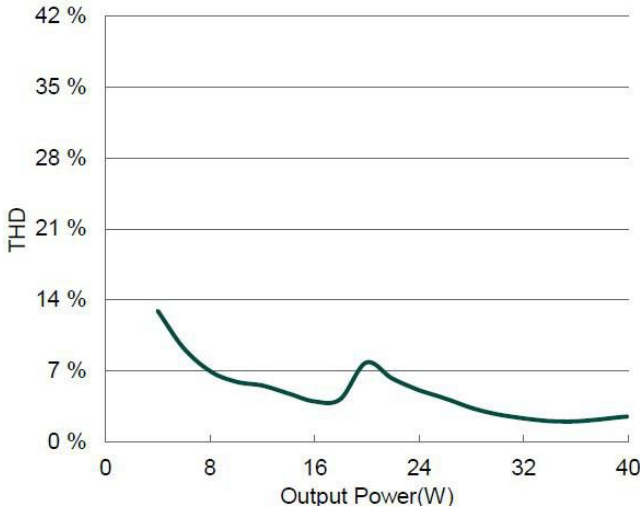
IT DX NFC E 40W Typical Power Factor vs Load

Operating Window



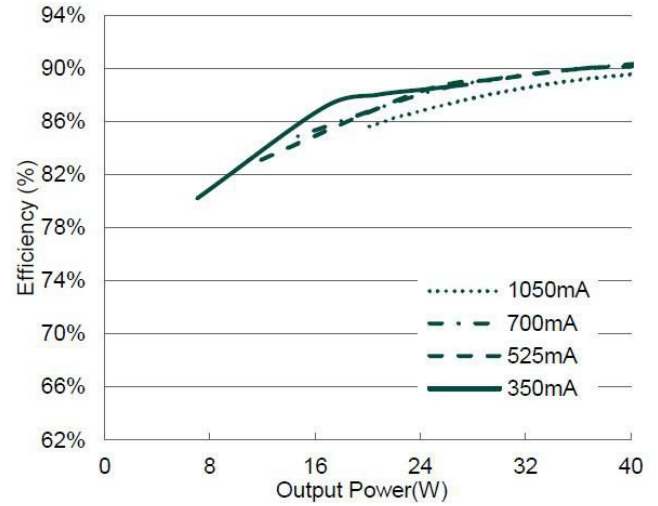
IT DX NFC E 40W Operating Window

Typical THD v Load



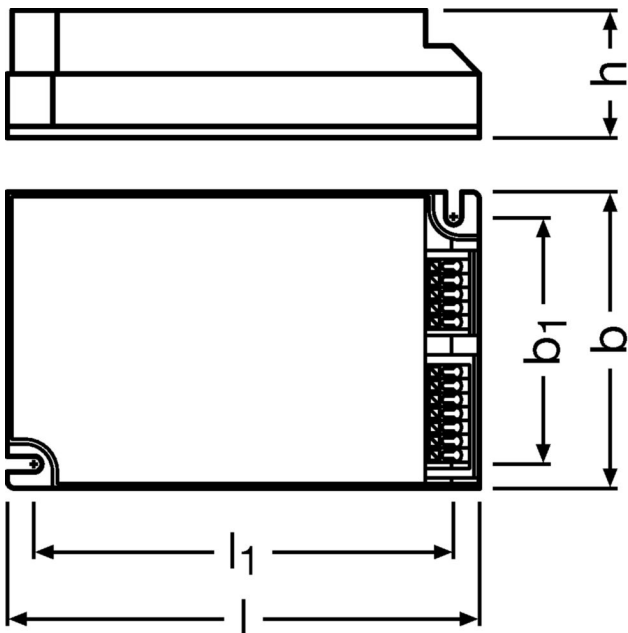
IT DX NFC E 40W Typical THD vs Load

Typical Efficiency v Load 230 V 50 Hz



IT DX NFC E 40W Typical Efficiency vs Load (230 V 50 Hz)

Dimensions & weight



Product weight	250.00 g
Length	123.0 mm
Width	79.0 mm
Height	33.0 mm
Mounting hole spacing, length	111.0 mm
Mounting hole spacing, width	67.0 mm
Cable cross-section, input side	0.2...1.5 mm ² ¹⁾
Cable cross-section, output side	0.2...1.5 mm ²
Wire preparation length, input side	8.5...9.5 mm
Wire preparation length, output side	8.5...9.5 mm

1) Solid/ Flexible Leads

Colors & materials

Casing material	Plastic
------------------------	---------

Temperatures & operating conditions

Ambient temperature range	-40...+55 °C
Maximum temperature at tc test point	80 °C
Max.housing temperature in case of fault	120 °C
Temperature range at storage	-40...+85 °C
Permitted rel. humidity during operation	5...85 % ¹⁾

1) The luminaire manufacturer must ensure that condensation water cannot be created within the fixture.

Expected Lifetime

Product name				
IT DX 40/220-240/1A0 NFC E	ECG ambient temperature [ta]	55	48	45
	Temperature at tc-point [°C]	80	73	70
	Lifetime [h]	50000	85000	100000

Lifespan

ECG lifetime	50000 / 100000 h ¹⁾
---------------------	--------------------------------

1) At maximum $T_c = 80^\circ\text{C}$ / 10% failure rate, At $T_c = 70^\circ\text{C}$ / 10% failure rate

Capabilities

Dimmable	Yes
Dimming interface	AstroDIM / DALI/DEXAL/D4i
Dimming range	10...100 %
DALI-2 Diagnostic Data	Yes ¹⁾
DALI-2 Energy Data	Yes ²⁾
Constant lumen function	Yes
LEDset	No
Max. cable length to lamp/LED module	2.0 m ³⁾
Suitable for fixtures with prot. class	I / II
Suitable for emergency lighting	No
Number of channels	1
Overheating protection	Yes
Overload protection	Yes
Short-circuit protection	Yes
Intended for no-load operation	No
No-load proof	Yes

1) Acc. DALI part 253

2) Acc. DALI part 252

3) Output wires must be routed as close as possible to each other

Programming

Programming device	DALI / NFC
Tuner4TRONIC	Yes
Tuner4TRONIC Field App	Yes
Box programming	No

Programmable features

DALI-2 Luminaire Data	Yes ¹⁾
Configuration Lock	Yes
AstroDIM	Yes
StepDIM	No
Driver Guard	Yes
Thermal Protection	Yes
Emergency Mode	Yes

1) Acc. DALI part 251

Certificates & standards

Approval marks – approval	CCC / CE / D4i / DALI-2 / ENEC
Standards	EN 61347-1 / EN 61347-2-13 / EN 62384 / EN 55015:2006 + A1:2007 + A2:2009 / EN 61547 / FCC 47 part 15 class B / IEC 61000-3-2 / IEC 61000-3-3 / IEC 62386-101 / IEC 62386-102 / IEC 62386-207 / IEC 62386-150 / IEC 62386-250 / IEC 62386-251, -252, -253
Type of protection	IP20

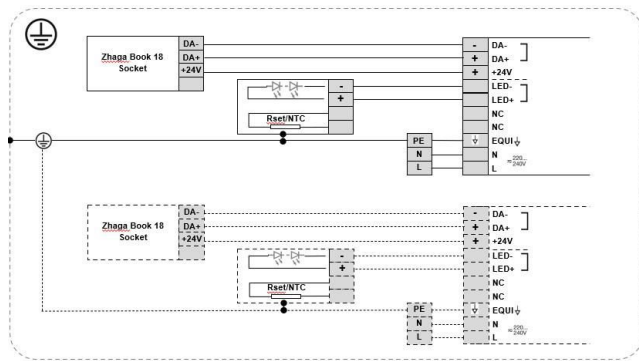
Logistical data

Commodity code	85044083900
----------------	-------------

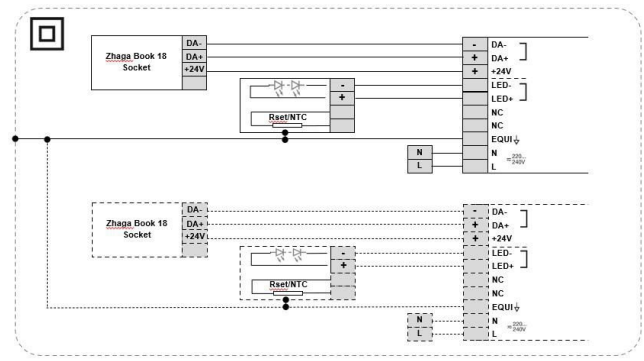
Environmental information

Information according Art. 33 of EU Regulation (EC) 1907/2006 (REACH)	
Date of Declaration	30-03-2026
Primary Article Identifier	6977078998826
Declaration No. in SCIP database	In work
SCIP_ID	

Wiring Diagram



IT DX NFC E Wiring diagram I



IT DX NFC E Wiring diagram II

Ecodesign regulation information:

Intended for use with LED modules.

The forward voltage of the LED light source shall be within the defined operating window of the control gear in all operating conditions including dimming if applicable.

Separate control gear and light sources must be disposed of at certified disposal companies in accordance with Directive 2012/19/EU (WEEE) in the EU and with Waste Electrical and Electronic Equipment (WEEE) Regulations 2013 in the UK. For this purpose, collection points for recycling centres and take-back systems (CRSO) are available from retailers or private disposal companies, which accept separate control gear and light sources free of charge. In this way, raw materials are conserved and materials are recycled.

Additional product information

- The driver withstands an input voltage of up to 350 V AC for a maximum of two hours. An output load shutdown can occur in case the supply voltage exceeds the input voltage range defined.
- Shut down of output load happens if the input voltage of the load is below the allowed minimum output voltage of the driver. The driver automatically tries to switch on the load cyclically.
- The driver automatically reduces the output current in case the maximum allowed output power is exceeded, as long as the input voltage of the load is within the declared output voltage range of the driver. In all other cases the driver may shut down the load.
- The driver is protected against temporary overheating by automatically reduction of the output current.
- If the dimming mode is changed via NFC while the driver is not powered, one additional power on/off cycle is needed before the dimming mode becomes active.
- The constant lumen feature is disabled by default.
- If any output level is below the physical min level, the physical min level will be used.
- The driver is intended for luminaire built-in use.
- Mind the polarity of the DALI lines. DA+ to DA+, DA- to DA- only.
- The DEXAL interface is polarity sensitive, even if the DEXAL bus power supply in the driver is turned off. Therefore the polarity of all connected drivers should not be mixed.
- For efficiency and standby power measurement, the D4i bus power supply shall be switched off by using Tuner4TRONIC. Refer to www.tuner4tronic.com.
- In order to ensure an optimal NFC programming of the Led Driver during the luminaire production, the luminaire maker shall not place any metal parts in proximity of the NFC reader, at least within a distance of 10 cm.
- The driver withstands an input voltage of up to 320 Vac with unlimited time. Shut down of output load might occur in case the supply voltage exceeds (270 Vac). Under operation conditions in which overvoltage level > 264 Vac occur, the product shall be additionally protected by an external fuse (400V 4A, time lag, I² t > 160 160 A²s).
- The maximum number of units per circuit breaker is an indicative value due mainly to high tolerance for the tripping current for narrow pulses.
- The EQUI pin should be connected to the heat sink of the LED module to improve the surge withstand capability of the system and EMI in critical luminaires.
- The luminaire manufacturer must ensure that condensation water cannot be created within the fixture and, in particular, cannot affect the functionality of the product. Failing to comply with this requirement will make invalid any warranty claim

Download Data

File		
Product Datasheet	PDF	▶ FULL Product datasheet IT DX 40 NFC E 090725
User instruction	PDF	▶ G15131363_UI_IT_DX_NFC_CE_MiCh_LOW_01

ISOLATION	Input/Mains	EQUI	DALI	LEDset	LED Output	Case	AUX	LSI	NTC
Input/Mains	-	Double			Double	Double	Double		
EQUI	Double	-			Basic	Basic	Supplementary		
DALI			-						
LEDset				-					
LED Output	Double	Basic			-	Basic	Basic		
Case	Double	Basic			Basic	-	Basic		
AUX	Double	Supplementary			Basic	Basic	-		
LSI								-	
NTC									-

Logistical Data

Product code	Product description	Packaging unit (Pieces/Unit)	Dimensions (length x width x height)	Volume	Gross weight
6977078998826 INVENTRONICS	IT DX 40/220-240/1A0 NFC E	Shipping carton box 18 Pieces	272 x 260 x 125 mm	8.84 dm ³	276.44 g

The mentioned product code describes the smallest quantity unit which can be ordered. One shipping unit can contain one or more single products. When placing an order, for the quantity please enter single or multiples of a shipping unit