

## OT FIT 7/220-240/180 CS PC

OPTOTRONIC Phase-cut OT FIT | Compact constant current LED driver – Dimmable



### Product family features

- Cable clamp housing for independent mounting
- Dimmable on the leading edge and trailing edge
- Housing for independent installation

### Product family benefits

- Compatible with the most common leading-edge and trailing-edge phase dimmers
- Flexible current setting (DIPswitch – 2 to 4 currents)
- Flicker-free dimming
- Higher quality of light thanks to < 5% output ripple current
- Housing from 80% recycled plastic

## Areas of application

- Decorative illumination
- Downlights, flat luminaires
- Hospitality
- Living areas
- Museums, residential buildings
- Offices
- Shop lighting
- Suitable for indoor SELV installations
- Suitable for luminaires of protection class I and II

## Technical data

### Electrical data

Nominal input voltage	220...240 V
Mains frequency	50/60 Hz
Input voltage AC	198...264 V <sup>1)</sup>
Input voltage DC	not relevant
Nominal input current at 230 V	0.04 A
Total harmonic distortion	< 20 % <sup>2)</sup>
Power factor $\lambda$	0.86C...0.95 <sup>3)</sup>
Efficiency in full-load	> 79 % <sup>4)</sup>
Device power loss	1.8 W <sup>5)</sup>
Inrush current	< 10 A <sup>6)</sup>
Max. ECG no. on circuit breaker 10 A (B)	80
Max. ECG no. on circuit breaker 16 A (B)	128
Surge capability (L-N)	1 kV
Surge capability (L/N-Ground)	2 kV
Protective conductor current	<0.7 mA
Nominal output voltage	27...40 V <sup>7)</sup>
U-OUT (working voltage)	60 V
Nominal output current	100 mA / 120 mA / 155 mA / 180 mA <sup>8)</sup>
Default output current	180 mA
Output current tolerance	$\pm 7.5$ %
Output ripple current (100 Hz)	< 5 %
Output PSTLM	$\leq 1$
Output SVM	$\leq 0.4$
Nominal output power	2.7...7.2 W
Maximum output power	7.2 W
Galvanic isolation primary/secondary	SELV

1) Permitted voltage range

2) Full load, 230V, 50 Hz

3) Full load at 230 V / Minimum load at 230 V

4) at 230 V, 50 Hz

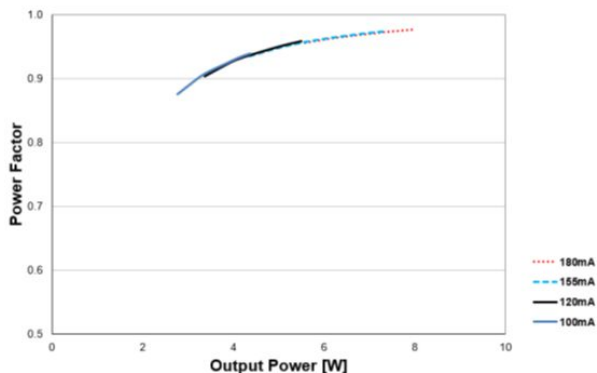
5) Maximum

6)  $t_{width} = 100 \mu s$  (measured at 50 %  $I_{peak}$ )

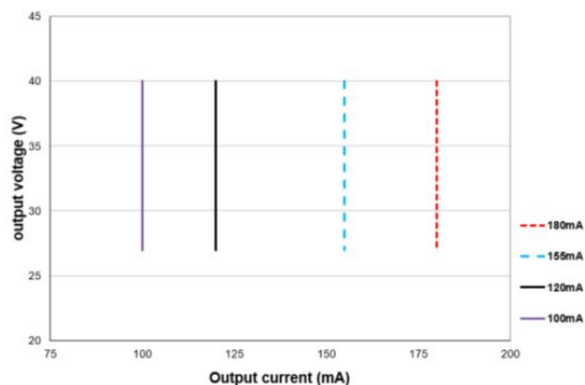
7) Maximum 60 V

8)  $\pm 7.5$  %

## Typical Power Factor v Load



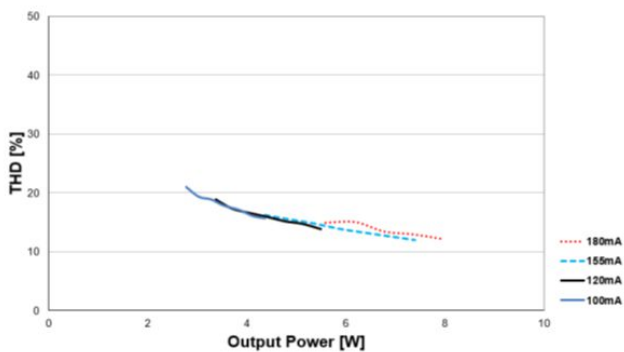
## Operating Window



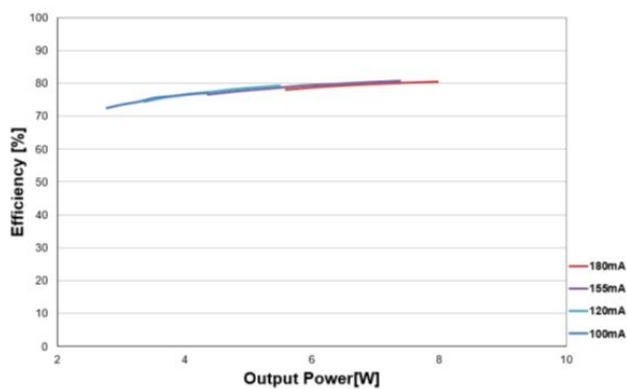
OT FIT 7 CS PC Typical Power Factor vs. Load

OT FIT 7 CS PC Operating Window

## Typical THD v Load



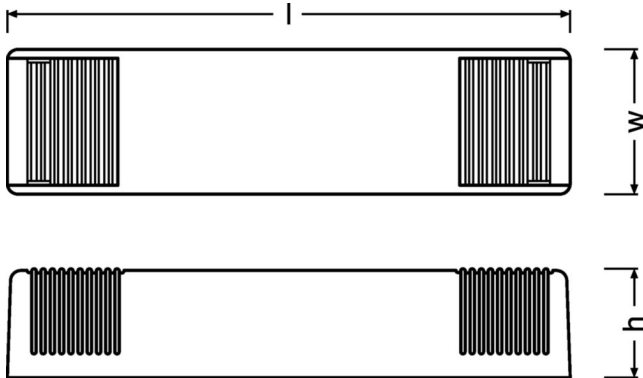
## Typical Efficiency v Load 230 V 50 Hz



OT FIT 7 CS PC Typical THD Vs Load

OT FIT 7 CS PC Typical Efficiency vs. Load

## Dimensions & weight



<b>Product weight</b>	60.00 g
<b>Length</b>	130.0 mm
<b>Width</b>	30.0 mm
<b>Height</b>	22.2 mm
<b>Mounting hole spacing, length</b>	not relevant mm
<b>Mounting hole spacing, width</b>	not relevant mm
<b>Cable cross-section, input side</b>	0.5...1.5 mm <sup>2 1)</sup>
<b>Cable cross-section, output side</b>	0.75...1.5 mm <sup>2 1)</sup>
<b>Wire preparation length, input side</b>	8.0...9.0 mm
<b>Wire preparation length, output side</b>	8.0...9.0 mm
<b>Cable/wire length, output side</b>	2000 mm

1) Flexible / Solid leads

## Colors & materials

<b>Casing material</b>	80% recycled plastic
------------------------	----------------------

## Temperatures & operating conditions

<b>Ambient temperature range</b>	-20...+50 °C
<b>Maximum temperature at tc test point</b>	70 °C <sup>1)</sup>
<b>Max.housing temperature in case of fault</b>	110 °C
<b>Temperature range at storage</b>	-20...80 °C
<b>Permitted rel. humidity during operation</b>	5...85 % <sup>2)</sup>

1) Maximum at the Tc-point

2) Maximum 56 days/year at 85 %

## Lifespan

<b>ECG lifetime</b>	50000 h <sup>1)</sup>
---------------------	-----------------------

1) At maximum  $T_c = 70^\circ\text{C}$  / 10% failure rate

## Additional product data

<b>Encapsulated</b>	No
---------------------	----

## Capabilities

<b>Dimmable</b>	Yes
<b>Dimming interface</b>	Phase Cut <sup>1)</sup>
<b>Dimming range</b>	5...100 %
<b>Dimming method</b>	Amplitude Modulation
<b>Max. cable length to lamp/LED module</b>	2.0 m <sup>2)</sup>
<b>Suitable for fixtures with prot. class</b>	I / II
<b>Type of connection, input side</b>	Push terminal
<b>Type of connection, output side</b>	Push terminal
<b>Suitable for through-wiring</b>	No
<b>Number of channels</b>	1
<b>Overheating protection</b>	Automatic reversible
<b>Overload protection</b>	Automatic reversible
<b>Short-circuit protection</b>	Automatic reversible
<b>Intended for no-load operation</b>	No
<b>No-load proof</b>	Yes

1) Leading edge / Trailing edge

2) Output wires must be routed as close as possible to each other

## Programming

Programming device	DIPswitch
--------------------	-----------

## Certificates & standards

Approval marks – approval	CCC / CE / UKCA / ENEC
Standards	IEC 61347-1 / IEC 61347-2-3 / IEC 62384 / IEC 61547 / IEC 61000-3-3 / EN 61000-3-2
Type of protection	IP20

## Logistical data

Commodity code	85044083900
----------------	-------------

## Environmental information

Information according Art. 33 of EU Regulation (EC) 1907/2006 (REACH)	
Date of Declaration	31-03-2026
Primary Article Identifier	4062172286541   6937186111395
Declaration No. in SCIP database	In work
SCIP_STATUS	In work
SCIP_ID	

## Ecodesign regulation information:

Intended for use with LED modules.

The forward voltage of the LED light source shall be within the defined operating window of the control gear in all operating conditions including dimming if applicable.

Separate control gear and light sources must be disposed of at certified disposal companies in accordance with Directive 2012/19/EU (WEEE) in the EU and with Waste Electrical and Electronic Equipment (WEEE) Regulations 2013 in the UK. For this purpose, collection points for recycling centres and take-back systems (CRSO) are available from retailers or private disposal companies, which accept separate control gear and light sources free of charge. In this way, raw materials are conserved and materials are recycled.

## Download Data

File		
Addon Technical Information	PDF	▶OT FIT 7 CS PC Dimmer list 210624
CAD data 3-dim	Compressed	▶OT FIT PC CAD3PDF 250226
CAD data	Compressed	▶OT FIT PC STEP 270722
User instruction	PDF	▶UI OT FIT 7 14 CS PC

## Logistical Data

Product code	Product description	Packaging unit (Pieces/Unit)	Dimensions (length x width x height)	Volume	Gross weight
6937186111395 INVENTRONICS	OT FIT 7/220-240/180 CS PC	Shipping carton box 20 Pieces	396 x 162 x 67 mm	4.30 dm <sup>3</sup>	68.25 g

The mentioned product code describes the smallest quantity unit which can be ordered. One shipping unit can contain one or more single products. When placing an order, for the quantity please enter single or multiples of a shipping unit

## Disclaimer

Subject to change without notice. Errors and omission excepted. Always make sure to use the most recent release.