

The trusted value of OSRAM Digital Systems continues with Inventronics Global – where experience meets innovation.

OTi DALI 90/220-240/1A0 LT2 L

OPTOTRONIC Intelligent – DALI LEDset LT2 (non-isolated) | Linear constant current LED driver – Dimmable



Product family features

- Line frequency: 0 Hz | 50 Hz | 60 Hz
- Versatile DALI window driver up to 90 W due to flexible output characteristic
- Supply voltage: 220...240 V
- Available with output current range: up to 1,050 mA
- Constant Lumen Output (CLO)
- Integrated customizable thermal management (Driver Guard)
- DALI-2 certified (Part -101,-102 and -207)

Product family benefits

- Fully programmable via software (DALI Interface)
- Flexible current setting (LEDset2)
- Lifetime: up to 100,000 h (temperature at $T_c = 65\text{ }^\circ\text{C}$, max. 10 % failure rate)
- High-quality dimming of 1...100 % by amplitude dimming (except 80 W versions)
- High quality of light thanks to <1% output ripple current
- Very high efficiency
- Very low standby power consumption: < 0.25 W
- Fulfill safety requirement due to overload, overtemperature, Hot Plug protection

Areas of application

- Linear lighting for office, education, industry, storage areas and retail
 - Installation in emergency lighting systems according to IEC 61347-2-13, appendix J
 - Suitable for luminaires of protection class I
-

Versatile scope of application due to OSRAM DALI Technology:

- Easy to use in corridors and restrooms because of three-level Corridor function
- Touch DIM® application: easy to control via pushbutton or sensor
- Energy efficient Touch DIM® operation due to automatic switch-off at sufficient residual light
- Suitable for emergency Installations (acc. to EN 60598-2-22 and IEC 61347-2-13, appendix J) thanks to DC detection (0 Hz, pulsating DC), on/off switchable
- Feedback of power consumption and operating hours (Fit for SMART GRID)
- Suitable for buildings according to EPBD/BREEAM/LEED due to automatic Constant Lumen Output setting
- Luminaire information for easy maintenance

Technical data

Electrical data

Nominal input voltage	220...240 V
Mains frequency	0/50/60 Hz
Input voltage AC	198...264 V ¹⁾
Input voltage DC	176...276 V
Nominal input current at 230 V	0.43 A
Total harmonic distortion	< 10 %
Power factor λ	0.62C...0.99 ²⁾
Efficiency in full-load	94 % ³⁾
Device power loss	9.0 W ⁴⁾
Networked standby power	<0.25 W ³⁾
Inrush current	25 A ⁵⁾
Max. ECG no. on circuit breaker 10 A (B)	15
Max. ECG no. on circuit breaker 16 A (B)	24
Surge capability (L-N)	1 kV
Surge capability (L/N-Ground)	2 kV
Protective conductor current	0.29 mA
Nominal output voltage	54...240 V ⁶⁾
U-OUT (working voltage)	< 250 V
Nominal output current	250...1000 mA
Default output current	125 mA ⁷⁾
Output current tolerance	± 3 % ⁸⁾
Output ripple current (100 Hz)	< 1 %
Output PSTLM	≤ 1
Output SVM	≤ 0.4
Output current LEDset open	125 mA
Output current LEDset shorted	250 mA
Nominal output power	13.5...90 W
Maximum output power	90 W
Galvanic isolation primary/secondary	Non isolated

1) Permitted voltage range

2) Full load at 230 V

3) at 230 V, 50 Hz

4) Maximum

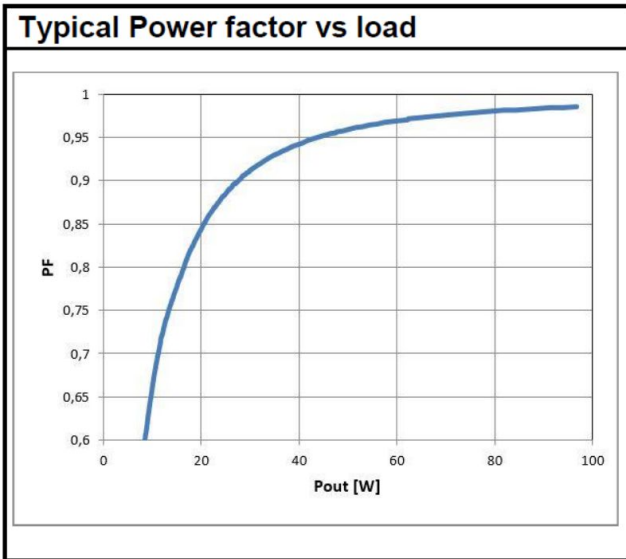
5) At 280 μ s

6) Maximum 250 V

7) LEDset deactivated

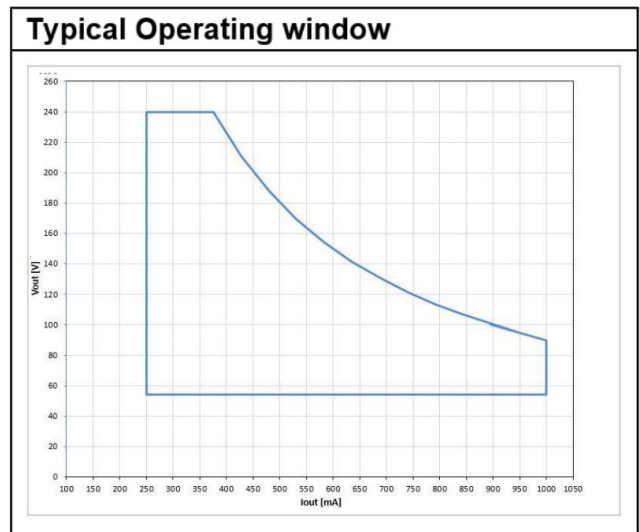
8) When use DALI

Typical Power Factor v Load



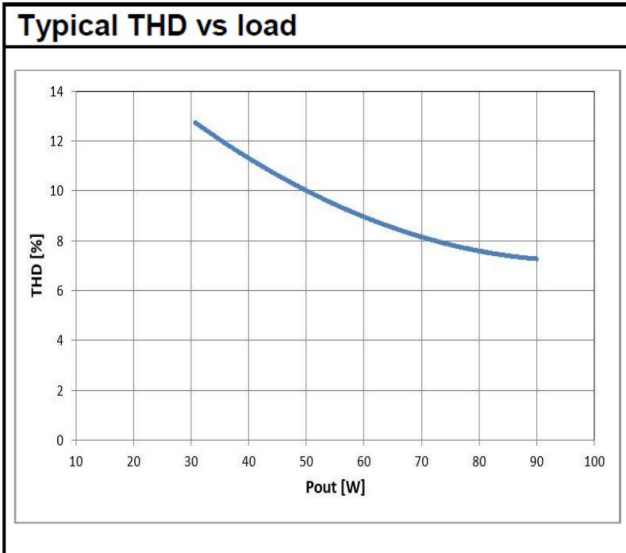
OTI DALI 90/220-240/1A0 LT2 L Typical Power Factor vs. Load

Operating Window



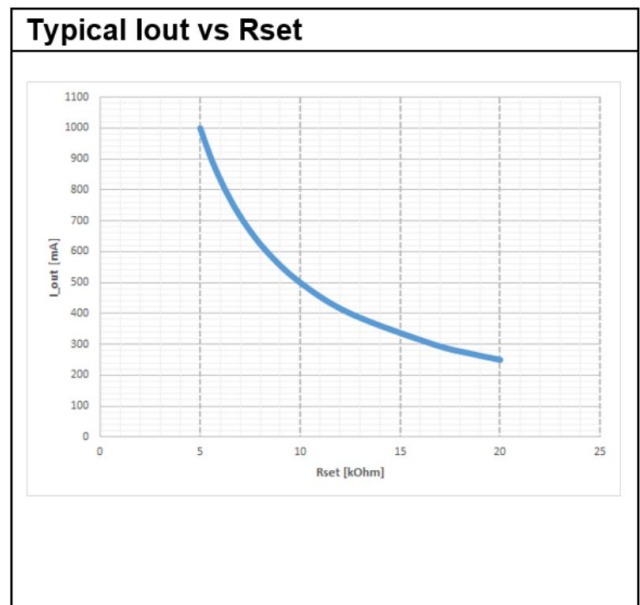
OTI DALI 90/220-240/1A0 LT2 L Operating Window

Typical THD v Load



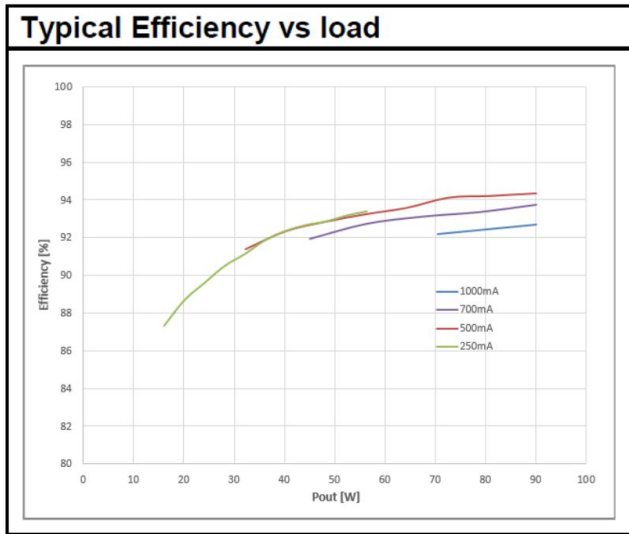
OTI DALI 90/220-240/1A0 LT2 L Typical THD Vs Load

Typical Iout v Rset LEDset2 mode



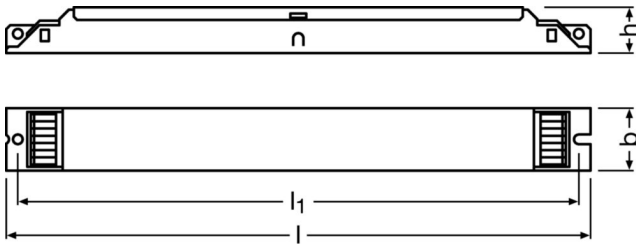
OTI DALI 90/220-240/1A0 LT2 L Typical Iout vs Rset (LEDset2 mode)

Typical Efficiency v Load 230 V 50 Hz



OTI DALI 90/220-240/1A0 LT2 L Typical Efficiency vs. Load (230 V / 50 Hz)

Dimensions & weight



Product weight	205.00 g
Length	280.0 mm
Width	30.0 mm
Height	21.0 mm
Mounting hole spacing, length	270.0 mm
Mounting hole spacing, width	not relevant mm
Cable cross-section, input side	0.5... 1.5 mm ² ¹⁾
Cable cross-section, output side	0.5... 1.5 mm ² ¹⁾
Wire preparation length, input side	8.5...9.5 mm
Wire preparation length, output side	8.5...9.5 mm
Cable/wire length, output side	2000 mm

1) Solid or flexible leads

Colors & materials

Casing material	Metal
Product color	White

Temperatures & operating conditions

Ambient temperature range	-25...+50 °C
Maximum temperature at tc test point	75 °C
Max.housing temperature in case of fault	110 °C
Temperature range at storage	-25...85 °C
Permitted rel. humidity during operation	5...85 % ¹⁾

1) Maximum 56 days/year at 85 %

Lifespan

ECG lifetime	50000 h / 100000 h ¹⁾
---------------------	----------------------------------

1) At maximum $T_c = 75^\circ\text{C}$ / 10% failure rate / At $T_c = 65^\circ\text{C}$ / 10% failure rate

Additional product data

Encapsulated	No
---------------------	----

Capabilities

Programming interface	DALI, LEDset
Control interface	DALI
Dimmable	Yes
Dimming interface	DALI-2 / Corridor / Touch DIM / Touch DIM Sensor
Dimming range	1...100 % ¹⁾
Dimming method	Full analogue dimming
DALI-2 Diagnostic Data	Yes
DALI-2 Energy Data	Yes
Constant lumen function	Programmable
Max. cable length to lamp/LED module	2.0 m ²⁾
Suitable for fixtures with prot. class	I
Suitable for emergency lighting	Yes
Type of connection, input side	Push terminal
Type of connection, output side	Push terminal
Number of channels	1
Overheating protection	Automatic reversible
Overload protection	Automatic reversible
Short-circuit protection	Automatic reversible
Intended for no-load operation	No
No-load proof	Yes

1) For maximum nominal output current

2) Output wires must be routed as close as possible to each other

Programming

Programming device	DALI magic
Tuner4TRONIC	Yes
Tuner4TRONIC Field App	Yes

Programmable features

DALI Settings	Yes
DALI-2 Luminaire Data	Yes
TouchDIM + Sensor	Yes
Corridor Functionality	Yes
Emergency Mode	Yes

Certificates & standards

Approval marks – approval	CE / EL / VDE-ENEC / VDE-EMC / EAC / CCC / BIS / RCM
Standards	EN 61347-1 / EN 61347-2-13 / EN 55015 / EN 61547 / EN 61000-3-2 / EN 62384 / EN 62386
Type of protection	IP20

Logistical data

Commodity code	85044083900
----------------	-------------

Environmental information

Information according Art. 33 of EU Regulation (EC) 1907/2006 (REACH)	
Date of Declaration	25-10-2024
Primary Article Identifier	4052899160071 4052899494268 4062172082327 4008321867568 6977770436640
Declaration No. in SCIP database	In work
SCIP_STATUS	In work
SCIP_ID	

Ecodesign regulation information:

Intended for use with LED modules.

The forward voltage of the LED light source shall be within the defined operating window of the control gear in all operating conditions including dimming if applicable.

Separate control gear and light sources must be disposed of at certified disposal companies in accordance with Directive 2012/19/EU (WEEE) in the EU and with Waste Electrical and Electronic Equipment (WEEE) Regulations 2013 in the UK. For this purpose, collection points for recycling centres and take-back systems (CRSO) are available from retailers or private disposal companies, which accept separate control gear and light sources free of charge. In this way, raw materials are conserved and materials are recycled.

Download Data

File		
Certificates	PDF	▶ EATON(CEAG)-Conformity declaration AN00952 OTI DALI 90/220-240/1A0 D LT2 L
Certificates	PDF	▶ INOTEC-Conformity declaration AN00952 OTI DALI 90/220-240/1A0 D LT2 L
Certificates	PDF	▶ OT ENEC 40038085 230824
Certificates	PDF	▶ EATON(CEAG)-Conformity declaration AM00141_OTiDALI90_220_240_1A0_D_LT2_L
Certificates	PDF	▶ INOTEC- Conformity declaration AM00141_OTiDALI90_220_240_1A0_D_LT2_L
CAD data 3-dim	Compressed	▶ OTI DALI D LT2 L CAD3PDF 270220
CAD data 2-dim	Compressed	▶ OTI DALI D LT2 L CAD2PDF 270220
CAD data	Compressed	▶ OTI DALI D LT2 L IGS 270220
CAD data	Compressed	▶ OTI DALI D LT2 L STEP 270220
Mandatory Publications	PDF	▶ OTI DALI D LT2 L UK DoC 4281086 01 090623
Mandatory Publications	PDF	▶ OTI DALI D LT2 L CE 3667898 06 060523
User instruction	PDF	▶ UI OTI DALI D LT2 L

Logistical Data

Product code	Product description	Packaging unit (Pieces/Unit)	Dimensions (length x width x height)	Volume	Gross weight
4052899494268	OTi DALI 90/220-240/1A0 LT2 L	Shipping carton box 20 Pieces	305 x 161 x 104 mm	5.11 dm ³	213.85 g

The mentioned product code describes the smallest quantity unit which can be ordered. One shipping unit can contain one or more single products. When placing an order, for the quantity please enter single or multiples of a shipping unit

Data privacy

This Inventronics driver can be configured using the Tuner4TRONIC software. This requires registering on www.inventronicsglobal.com/ds and downloading the Tuner4TRONIC software from the Internet. The Tuner4TRONIC software enables users to access and view the operational data of a luminaire or driver via the corresponding programming interfaces. A password key (Config Lock) must be set up in the driver via the Tuner4TRONIC software in order to control which users can access and view operational data. Follow the instructions for password setup. To grant an external person or company rights to access or view operational data, you can assign password keys. In this case, however, you are responsible for ensuring that the third party concerned takes notice of the information described here.

However, Inventronics can read out operating data from devices for maintenance and service purposes even when a password key has been assigned. In individual cases, Inventronics will also use its access rights in order to optimize or improve driver hardware and driver functions. In accordance with data privacy principles, any user of operating data (luminaire manufacturers, third parties with access rights) must ensure that personal data (e.g. name, address, location IDs) are only merged with the prior written consent of the person (end user) concerned. The respective user of the operating data is responsible for providing evidence of consent.

Disclaimer

Subject to change without notice. Errors and omission excepted. Always make sure to use the most recent release.