


OTI DX 25/220-240/700 NFC

OPTOTRONIC Intelligent – DEXAL | Compact constant current LED driver – Dimmable



Product family features

- Supply voltage: 220...240 V
- Line frequency: 0 Hz | 50 Hz | 60 Hz
- Line voltage: 198...264 V
- Lifetime: up to 100,000 h
- Type of protection: IP20

Product family benefits

- Versatile DALI window driver due to flexible output characteristic
- Integrated DEXAL Bus power supply for sensors and wireless radios
- Simplified luminaire design for wireless lighting control system and sensors
- Locking and unlocking of luminaire/driver data
- Advanced luminaire/driver data (power, energy, operating hours...) for analytics
- D4i certified incl. Parts 250, 251, 252, 253
- Easy and fast output current setting via NFC
- Very high efficiency
- High-quality dimming of 1...100 % by amplitude dimming



Areas of application

- DEXAL, easy connection to different partner BMS systems
 - Suitable for "Works with OSRAM DEXAL" partner components
 - Installation in emergency lighting systems according to IEC 61347-2-13, appendix J
 - Suitable for use in luminaires with flexible current setting
 - Suitable for indoor SELV installations
 - Suitable for luminaires of protection classes I and II
 - Suitable for downlights, spotlights and LED panels
 - Installation via Cable Clamp Kit possible (depending on version of product)
-

Versatile scope of application due to OSRAM DALI Technology:

- Suitable for emergency Installations (acc. to EN 60598-2-22 and IEC 61347-2-13, appendix J) thanks to DC detection (0 Hz, pulsating DC), on/off switchable
- Feedback of power consumption and operating hours (Fit for SMART GRID)
- Suitable for buildings according to EPBD/BREEAM/LEED due to automatic Constant Lumen Output setting

Technical data

Electrical data

Nominal input voltage	220...240 V
Mains frequency	0/50/60 Hz
Input voltage AC	198...264 V ¹⁾
Input voltage DC	176...276 V
Nominal input current at 230 V	0.14 A
Total harmonic distortion	< 10 % ²⁾
Power factor λ	0.67C...0.97
Efficiency in full-load	88 % ³⁾
Networked standby power	≤ 0.10 W ⁴⁾
Inrush current	15 A ⁵⁾
Max. ECG no. on circuit breaker 10 A (B)	18
Max. ECG no. on circuit breaker 16 A (B)	28
Surge capability (L-N)	1 kV
Surge capability (L/N-Ground)	2 kV
Protective conductor current	not relevant
Nominal output voltage	15...54 V ⁶⁾
U-OUT (working voltage)	60 V
Nominal output current	180...700 mA ⁷⁾
Minimum output current	1.8 mA
Default output current	500 mA
Output current tolerance	± 3 %
Output ripple current (100 Hz)	< 3 % ⁸⁾
Output PSTLM	≤ 1
Output SVM	≤ 0.4
Nominal output power	7...27 W ⁹⁾
Maximum output power	27 W
Galvanic isolation primary/secondary	SELV
Galvanic isolation DALI/mains	SELV
Galvanic isolation DALI/output	SELV
DEXAL Supply Voltage	15 V
DEXAL Peak Supply Current	60 mA
DEXAL Guaranteed Supply Current	53 mA

1) Permitted voltage range

2) At full load, 220...240 V, 50 Hz / see graphs

3) at 230 V, 50 Hz

4) at 230 V, 50 Hz / DEXAL power supply disabled

5) $t_{width} = 220 \mu s$ (measured at 50 % I_{peak})

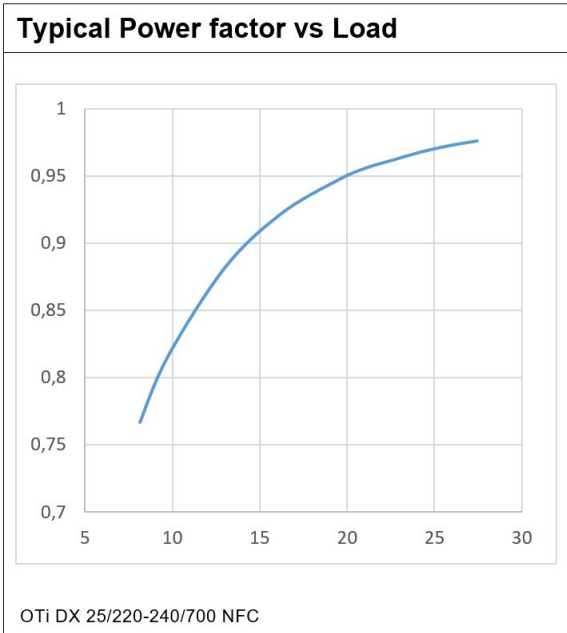
6) Maximum 60 V

7) $\pm 3\%$

8) Ripple average at 100 Hz

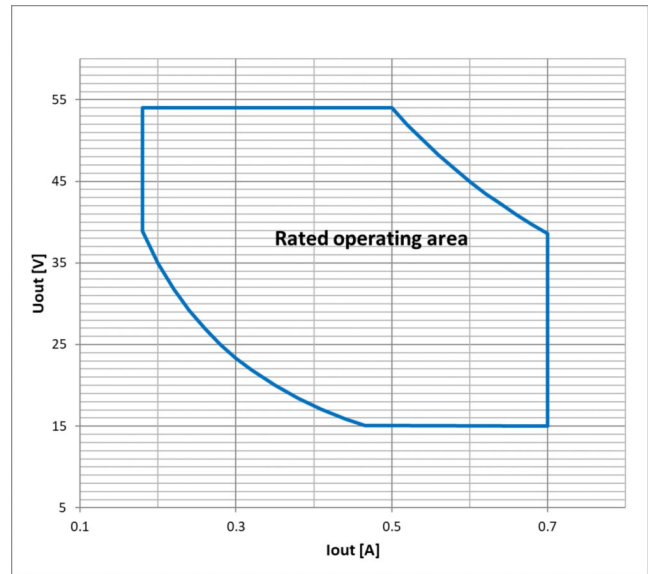
9) Partial load 7...27 W

Typical Power Factor v Load



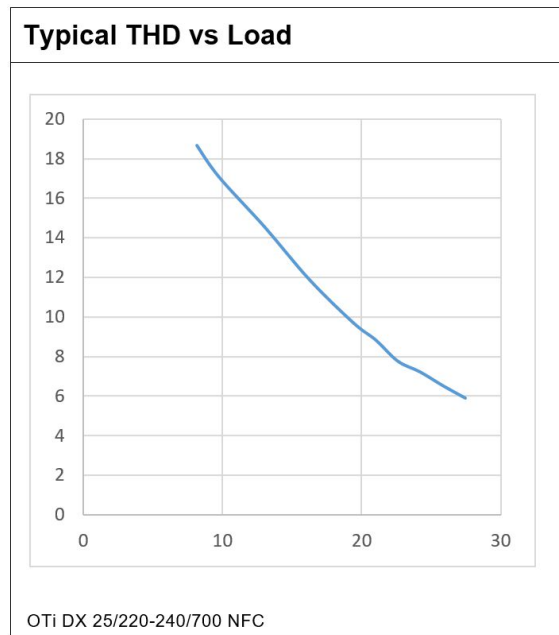
OTi DX 25/220-240/700 NFC

Operating Window



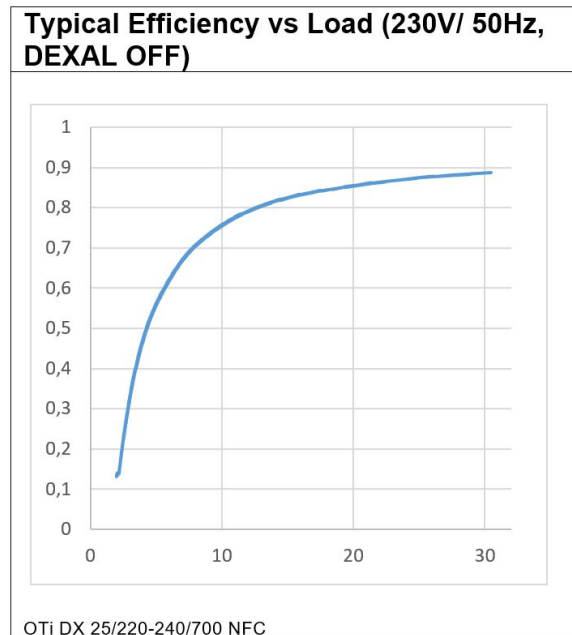
OTi DX DALI 25 NFC Operating window

Typical THD v Load



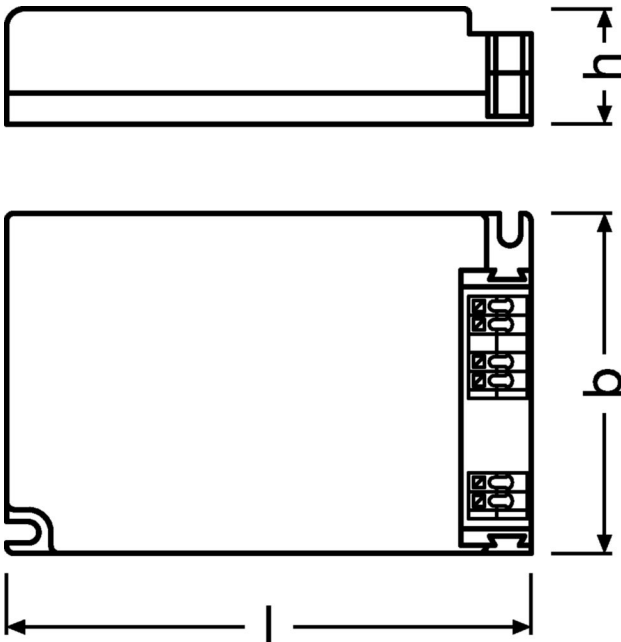
OTi DX 25/220-240/700 NFC

Typical Efficiency v Load 230 V 50 Hz



OTi DX 25/220-240/700 NFC

Dimensions & weight



Product weight	155.00 g
Length	103.0 mm
Width	67.0 mm
Height	29.5 mm
Mounting hole spacing, length	94.0 mm
Mounting hole spacing, width	58.0 mm
Cable cross-section, input side	0.2...1.5 mm ² ¹⁾
Cable cross-section, output side	0.2...1.5 mm ² ¹⁾
Wire preparation length, input side	8.0...9.0 mm
Wire preparation length, output side	8.0...9.0 mm
Cable/wire length, output side	2000 mm

1) Solid or flexible leads

Colors & materials

Casing material	Plastic
Product color	White

Temperatures & operating conditions

Ambient temperature range	-20...+50 °C
Maximum temperature at tc test point	75 °C ¹⁾
Max.housing temperature in case of fault	110 °C
Temperature range at storage	-40...+85 °C
Permitted rel. humidity during operation	5...85 % ²⁾

1) Maximum at the Tc-point

2) Maximum 56 days/year at 85 %

Lifespan

ECG lifetime	50000 h / 100000 h ¹⁾
---------------------	----------------------------------

1) $T_c = 75^\circ\text{C}$, 0.2% / 1,000 h failure rate / $T_c = 65^\circ\text{C}$, 0.1% / 1,000 h failure rate

Additional product data

Encapsulated	No
---------------------	----

Capabilities

Programming interface	DALI, NFC
Control interface	DALI-2, DEXAL, D4i
Dimmable	Yes
Dimming interface	DALI-2 / DEXAL / D4i
Dimming range	1...100 %
Dimming method	Amplitude Modulation
DALI-2 Diagnostic Data	Yes ¹⁾
DALI-2 Energy Data	Yes ²⁾
Constant lumen function	Programmable
Max. cable length to lamp/LED module	2.0 m ³⁾
Suitable for fixtures with prot. class	I / II
Suitable for emergency lighting	Yes
Type of connection, input side	Push terminal
Type of connection, output side	Push terminal
Suitable for through-wiring	Yes with optional cable clamp
Number of channels	1
Overheating protection	Automatic reversible
Overload protection	Automatic reversible
Short-circuit protection	Automatic reversible
Intended for no-load operation	No
No-load proof	Yes

1) Acc. DALI part 253

2) Acc. DALI part 252

3) Output wires must be routed as close as possible to each other

Programming

Programming device	DALI / NFC
Tuner4TRONIC	Yes
Tuner4TRONIC Field App	Yes
Box programming	Yes

Programmable features

DALI Settings	Yes
DALI-2 Luminaire Data	Yes ¹⁾
TouchDIM + Sensor	No
Corridor Functionality	No
Dim to Dark	Yes
Soft Switch Off	Yes
Tuning Factor	Yes
Configuration Lock	Yes
Driver Guard	Yes
Emergency Mode	Yes

1) Acc. DALI part 251

Certificates & standards

Approval marks – approval	ENEC 10 / EL / CE / DALI-2 / CCC / EAC / D4i
Standards	EN 61347-1 / EN 61347-2-13 / EN 55015 / EN 61547 / EN 61000-3-2 / EN 62384 / EN 62386 / IEC 62386-101:Ed2 / IEC 62386-102:Ed2 / IEC 62386-207:Ed1
Type of protection	IP20

Logistical data

Commodity code	85044083900
----------------	-------------

Environmental information

Information according Art. 33 of EU Regulation (EC) 1907/2006 (REACH)	
Date of Declaration	13-02-2025
Primary Article Identifier	4062172017947 6977770437920
Declaration No. in SCIP database	In work
SCIP_STATUS	In work
SCIP_ID	

Ecodesign regulation information:

Intended for use with LED modules.

The forward voltage of the LED light source shall be within the defined operating window of the control gear in all operating conditions including dimming if applicable.

Separate control gear and light sources must be disposed of at certified disposal companies in accordance with Directive 2012/19/EU (WEEE) in the EU and with Waste Electrical and Electronic Equipment (WEEE) Regulations 2013 in the UK. For this purpose, collection points for recycling centres and take-back systems (CRSO) are available from retailers or private disposal companies, which accept separate control gear and light sources free of charge. In this way, raw materials are conserved and materials are recycled.

Additional product information

- The DEXAL interface is polarity sensitive, even if the DEXAL bus power supply in the driver is turned off. Therefore the polarity of all connected drivers should not be mixed.
- For efficiency and standby power measurement, the D4i bus power supply shall be switched off by using Tuner4TRONIC. Refer to www.tuner4tronic.com.

Download Data

File		
Certificates	PDF	▶ OTI DALI DX 25 35 NFC CCC 2020171002003129 071223
Certificates	PDF	▶ OTI DALI DX 25 35 NFC CCC 2020171002003130 071223
Certificates	PDF	▶ OT ENEC 40038447 270224
CAD data 3-dim	Compressed	▶ OTI DX 25 35 NFC CAD3PDF 280120
Brochures	PDF	▶ Technical application guide DEXAL LED drivers (EN)
CAD data 2-dim	Compressed	▶ OTI DX 25 35 NFC CAD2PDF 280120
CAD data	Compressed	▶ OTI DX 25 35 NFC IGS 280120
CAD data	Compressed	▶ OTI DX 25 35 NFC STEP 280120
Mandatory Publications	PDF	▶ OTI DX DALI NFC CE 3770568 09 200125
Mandatory Publications	PDF	▶ OTI DALI DX NFC UK DoC 4281072 040923
User instruction	PDF	▶ OPTOTRONIC LED Power Supply

Logistical Data

Product code	Product description	Packaging unit (Pieces/Unit)	Dimensions (length x width x height)	Volume	Gross weight
4062172017947	OTI DX 25/220-240/700 NFC	Shipping carton box 20 Pieces	345 x 216 x 86 mm	6.41 dm ³	166.55 g

The mentioned product code describes the smallest quantity unit which can be ordered. One shipping unit can contain one or more single products. When placing an order, for the quantity please enter single or multiples of a shipping unit

Data privacy

This Inventronics driver can be configured using the Tuner4TRONIC software. This requires registering on www.inventronicsglobal.com/ds and downloading the Tuner4TRONIC software from the Internet. The Tuner4TRONIC software enables users to access and view the operational data of a luminaire or driver via the corresponding programming interfaces. A password key (Config Lock) must be set up in the driver via the Tuner4TRONIC software in order to control which users can access and view operational data. Follow the instructions for password setup. To grant an external person or company rights to access or view operational data, you can assign password keys. In this case, however, you are responsible for ensuring that the third party concerned takes notice of the information described here.

However, Inventronics can read out operating data from devices for maintenance and service purposes even when a password key has been assigned. In individual cases, Inventronics will also use its access rights in order to optimize or improve driver hardware and driver functions. In accordance with data privacy principles, any user of operating data (luminaire manufacturers, third parties with access rights) must ensure that personal data (e.g. name, address, location IDs) are only merged with the prior written consent of the person (end user) concerned. The respective user of the operating data is responsible for providing evidence of consent.

Accessories Optional

Product description	Accessory name	Accessory code
OTI DX 25/220-240/700 NFC	OT CABLE CLAMP B-STYLE	▶ 4052899077881
OTI DX 25/220-240/700 NFC	OT CABLE CLAMP B-STYLE	▶ 6977770432147
OTI DX 25/220-240/700 NFC	OT CABLE CLAMP B-STYLE TL	▶ 4052899948051
OTI DX 25/220-240/700 NFC	OT CABLE CLAMP B-STYLE TL	▶ 6977770432161
OTI DX 25/220-240/700 NFC	PRH101 -USB	▶ 6977078996938
OTI DX 25/220-240/700 NFC	PRH101 -USB	▶ 6937186112354
OTI DX 25/220-240/700 NFC	CPR30 -USB	▶ 6977078996945
OTI DX 25/220-240/700 NFC	CPR30 -USB	▶ 6937186112378

Disclaimer

Subject to change without notice. Errors and omission excepted. Always make sure to use the most recent release.