

OT FIT 8/220-240/180 CS I MINI

OPTOTRONIC FIT CS MINI | Compact constant current LED driver – Non dimmable



Product family features

- Supply voltage: 220...240 V
- Line frequency: 50 Hz | 60 Hz
- Line voltage: 198...264 V

Product family benefits

- Small housing for flexible luminaire designs
- Higher quality of light thanks to < 3% output ripple current
- Operating temperature: up to 60 °C
- User flexibility with four different output currents from one driver
- Flexible current selection via DIP switch
- Reversible overtemperature, overload, short-circuit and open-circuit protection
- High efficiency (up to 90%)

Areas of application

- Extra small design for downlights, spotlights and other indoor luminaries
- Suitable for luminaires of protection classes I and II
- Suitable for indoor SELV installations

Technical data

Electrical data

Nominal input voltage	220...240 V
Mains frequency	50/60 Hz
Input voltage AC	198...264 V ¹⁾
Nominal input current at 230 V	0.040 A ²⁾
Total harmonic distortion	< 15 % ³⁾
Power factor λ	0.50C...0.95 ⁴⁾
Efficiency in full-load	86 % ⁵⁾
Device power loss	1.2 W ⁶⁾
Inrush current	< 16 A
Max. ECG no. on circuit breaker 10 A (B)	36
Max. ECG no. on circuit breaker 16 A (B)	60
Surge capability (L-N)	1 kV
Surge capability (L/N-Ground)	2 kV
Protective conductor current	<0.7 mA
Nominal output voltage	30...42 V
U-OUT (working voltage)	60 V
Nominal output current	90/120/150/180 mA ⁷⁾
Default output current	180 mA
Output current tolerance	± 7.5 % ⁸⁾
Output ripple current (100 Hz)	< 3 % ⁹⁾
Output PSTLM	≤ 1
Output SVM	≤ 0.4
Nominal output power	2.7...7.6 W
Maximum output power	7.6 W
Galvanic isolation primary/secondary	SELV

1) Safety voltage range

2) At full load, 230 V, 50 Hz

3) At full load, 230 V, 50 Hz / see graphs

4) Full load at 230 V / 50 Hz

5) at 230 V, 50 Hz

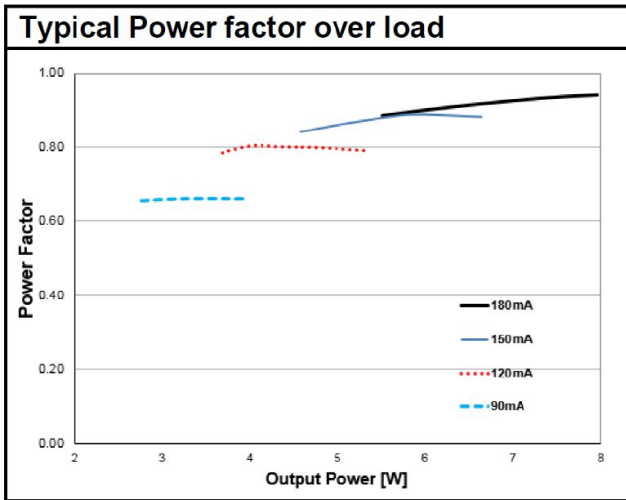
6) At 230 V, Input power 8.8 W max.

7) ± 7.5 %

8) $I_{out} = 90\text{mA} < \pm 10$ %

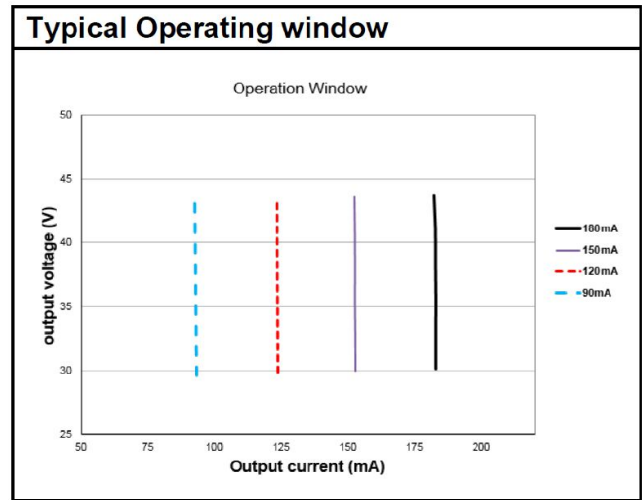
9) Ripple average at 100 Hz

Typical Power Factor v Load



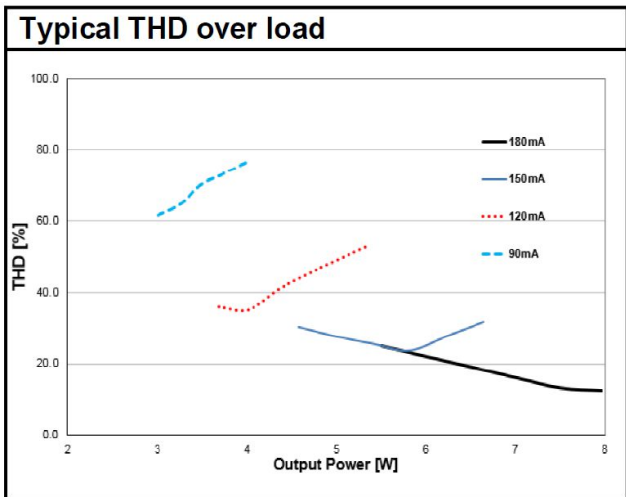
OT FIT 8/220-240/180 CS I MINI Typical Power Factor vs. Load

Operating Window



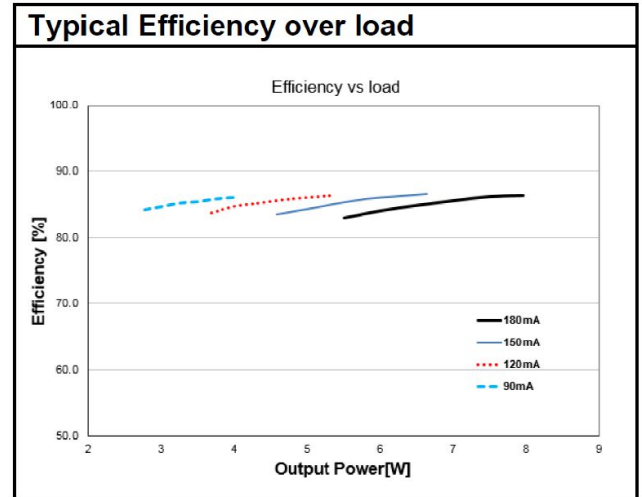
OT FIT 8/220-240/180 CS I MINI Operating Window

Typical THD v Load



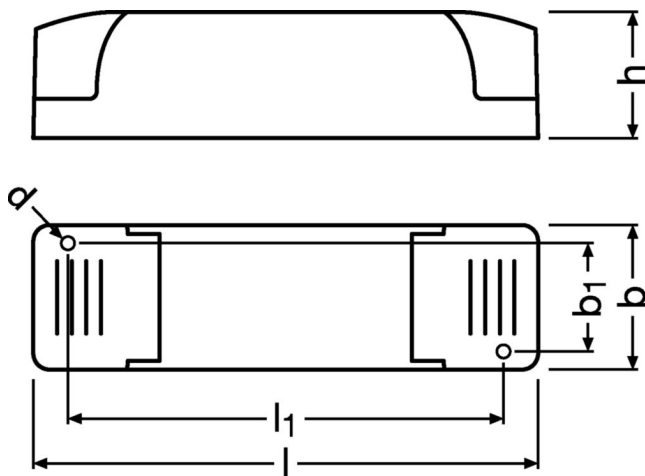
OT FIT 8/220-240/180 CS I MINI Typical THD Vs Load

Typical Efficiency v Load 230 V 50 Hz



OT FIT 8/220-240/180 CS I MINI Typical Efficiency vs. Load (230 V / 50 Hz)

Dimensions & weight



Product weight	50.00 g
Length	104.0 mm
Width	30.0 mm
Height	26.0 mm
Mounting hole spacing, length	89.4 mm
Mounting hole spacing, width	22.0 mm
Cable cross-section, input side	0.5...1.5 mm ² / 0.75...1.5 mm ² ¹⁾
Cable cross-section, output side	0.5...1.5 mm ² / 0.75...1.5 mm ² ¹⁾
Wire preparation length, input side	7...8 mm
Wire preparation length, output side	7...8 mm

1) Solid/ Flexible Leads

Colors & materials

Casing material	Plastic
Product color	White

Temperatures & operating conditions

Ambient temperature range	-20...+55 °C
Maximum temperature at tc test point	70 °C ¹⁾
Max.housing temperature in case of fault	110 °C
Temperature range at storage	-20...80 °C
Permitted rel. humidity during operation	5...85 % ²⁾

1) Measured on tc point indicated on the product label.

2) Maximum 56 days/year at 85 %

Lifespan

ECG lifetime	50000 h ¹⁾
---------------------	-----------------------

1) At maximum $T_c = 70^\circ\text{C}$ / 10% failure rate

Capabilities

Programming interface	Dipswitch
Dimmable	No
Max. cable length to lamp/LED module	2.0 m ¹⁾
Suitable for fixtures with prot. class	I / II
Type of connection, input side	Push terminal
Type of connection, output side	Push terminal
Suitable for through-wiring	No
Number of channels	1
Overheating protection	Automatic reversible
Overload protection	Automatic reversible
Short-circuit protection	Automatic reversible
Intended for no-load operation	No
No-load proof	Yes

1) Output wires must be routed as close as possible to each other

Programming

Programming device	DIPswitch
--------------------	-----------

Certificates & standards

Approval marks – approval	ENEC 05 / CCC / CE / RCM
Standards	IEC 61347-1 / IEC 61347-2-13 / IEC 62384 / IEC 61000-3-2 / IEC 61000-3-3 / IEC 61547
Type of protection	IP20

Logistical data

Commodity code	85044083900
----------------	-------------

Environmental information

Information according Art. 33 of EU Regulation (EC) 1907/2006 (REACH)	
Date of Declaration	31-03-2026
Primary Article Identifier	4052899587946 6977770437586
Declaration No. in SCIP database	In work
SCIP_STATUS	In work
SCIP_ID	

Ecodesign regulation information:

Intended for use with LED modules.

The forward voltage of the LED light source shall be within the defined operating window of the control gear in all operating conditions including dimming if applicable.

Separate control gear and light sources must be disposed of at certified disposal companies in accordance with Directive 2012/19/EU (WEEE) in the EU and with Waste Electrical and Electronic Equipment (WEEE) Regulations 2013 in the UK. For this purpose, collection points for recycling centres and take-back systems (CRSO) are available from retailers or private disposal companies, which accept separate control gear and light sources free of charge. In this way, raw materials are conserved and materials are recycled.

Download Data

File		
CAD data	Compressed	▶STEP file OT FIT MINI 8W
CAD data PDF	Compressed	▶3D CAD drawing OT FIT MINI 8W
CAD data PDF	Compressed	▶3D CAD drawing open OT FIT MINI 8W
User instruction	PDF	▶UI OT FIT 8 CS I MINI

Logistical Data

Product code	Product description	Packaging unit (Pieces/Unit)	Dimensions (length x width x height)	Volume	Gross weight
6977770437586 INVENTRONICS	OT FIT 8/220-240/180 CS I MINI	Shipping carton box 20 Pieces	220 x 162 x 75 mm	2.67 dm ³	54.25 g

The mentioned product code describes the smallest quantity unit which can be ordered. One shipping unit can contain one or more single products. When placing an order, for the quantity please enter single or multiples of a shipping unit

Disclaimer

Subject to change without notice. Errors and omission excepted. Always make sure to use the most recent release.