

The trusted value of OSRAM Digital Systems continues with Inventronics Global – where experience meets innovation.

OT FIT 100/220-240/700 D NFC IND L

OPTOTRONIC FIT D NFC IND L | Linear / Area Constant Current – Non dimmable



Product family features

- Line frequency: 0 Hz | 50 Hz | 60 Hz
- Versatile scope of application due to output power range of up to 300 W
- Supply voltage: 220...240 V
- Available with output current range: up to 1,600 mA
- Constant Lumen Output (CLO)
- Non-isolated drivers

Product family benefits

- Flexible and future-proof current setting via NFC and LT2
- Lifetime: up to 100,000 h (temperature at $T_c = 75^\circ\text{C}$, max. 10 % failure rate)
- Wide operating temperature range: $-40\dots+65^\circ\text{C}$
- High quality of light thanks to $<1\%$ output ripple current
- High surge protection: up to 4 kV (L-N) / 4 kV (L/N-PE)
- Very high efficiency (up to 96%)
- Integrated inrush current limiter
- Fulfill safety requirement due to overload, overtemperature, Hot Plug protection

Areas of application

- Linear lighting solutions for industry, storage areas and retail applications
- Installation in emergency lighting systems according to IEC 61347-2-13, appendix J
- Suitable for installation in emergency lighting systems according to EN 60598-2-22
- Suitable for luminaires of protection class I

Technical data

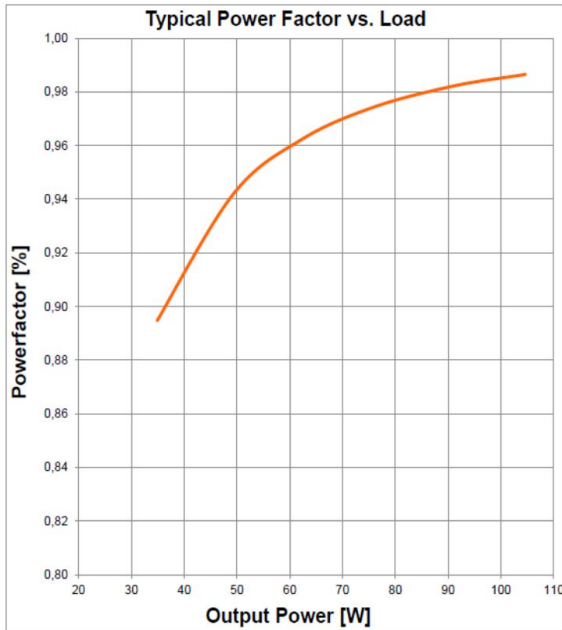
Electrical data

Nominal input voltage	220...240 V
Mains frequency	0/50/60 Hz
Input voltage AC	198...264 V
Input voltage DC	176...276 V
Total harmonic distortion	7 %
Power factor λ	0.85C...0.99
Efficiency in full-load	95.5 % ¹⁾
Device power loss	9.0 W
Networked standby power	not relevant
Inrush current	4 A
Max. ECG no. on circuit breaker 10 A (B)	20
Max. ECG no. on circuit breaker 16 A (B)	32
Surge capability (L-N)	4 kV
Surge capability (L/N-Ground)	4 kV
Protective conductor current	0.32 mA
Nominal output voltage	64...300 V
U-OUT (working voltage)	< 340 V
Nominal output current	200...700 mA
Default output current	200 mA ²⁾
Output current tolerance	± 3 %
Output current LEDset open	200 mA
Output current LEDset shorted	200 mA
Output ripple current (100 Hz)	< 1 %
Output PSTLM	≤ 1
Output SVM	≤ 0.4
Nominal output power	28...100 W
Maximum output power	100 W

1) at 230 V, 50 Hz

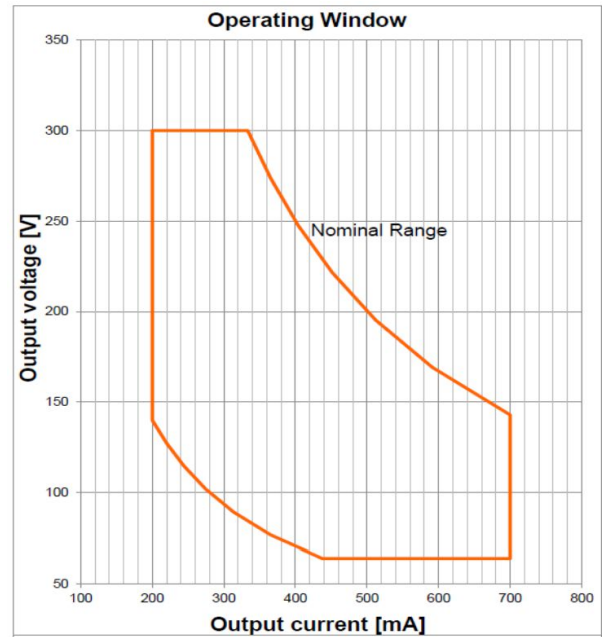
2) LEDset deactivated

Typical Power Factor v Load



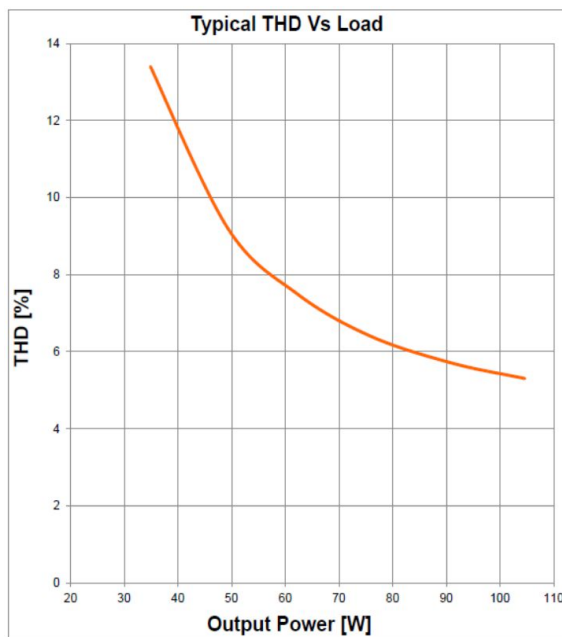
OT FIT 100/220-240/700 D NFC IND Typical Power Factor vs. Load

Operating Window



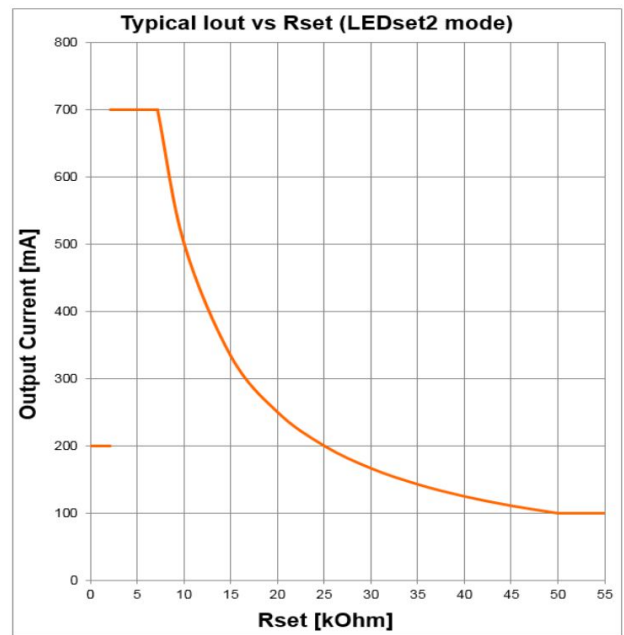
OT FIT 100/220-240/700 D NFC IND Operating Window

Typical THD v Load



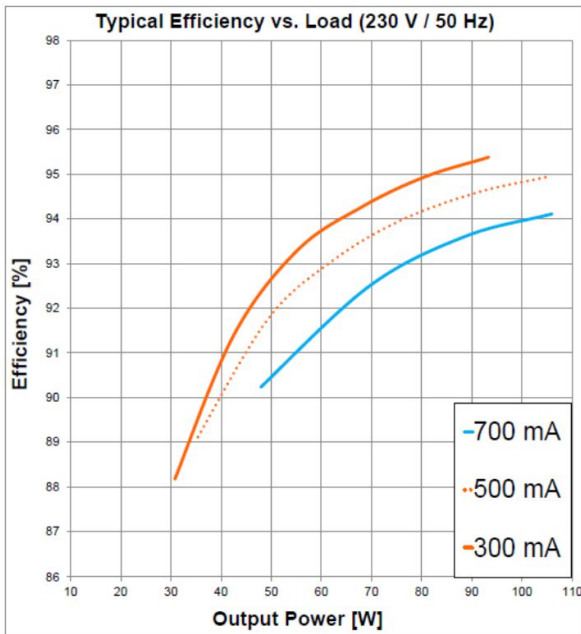
OT FIT 100/220-240/700 D NFC IND Typical THD Vs Load

Typical Iout v Rset LEDset2 mode



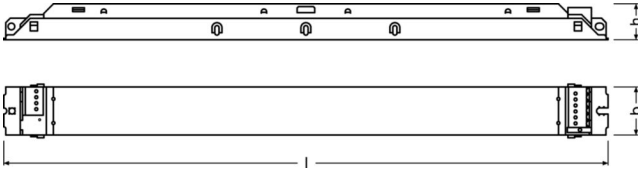
OT FIT 100/220-240/700 D NFC IND Typical Iout vs Rset (LEDset2 mode)

Typical Efficiency v Load 230 V 50 Hz



OT FIT 100/220-240/700 D NFC IND Typical Efficiency vs. Load (230 V / 50 Hz)

Dimensions & weight



Product weight	260.00 g
Length	360.0 mm
Width	30.0 mm
Height	21.0 mm
Mounting hole spacing, length	350.0 mm
Cable cross-section, input side	0.5...1.5 mm ²
Cable cross-section, output side	0.5...1.5 mm ²
Wire preparation length, input side	8.0...9.0 mm
Wire preparation length, output side	8.0...9.0 mm

Colors & materials

Casing material	Metal
------------------------	-------

Temperatures & operating conditions

Ambient temperature range	-40...+70 °C
Maximum temperature at tc test point	85 °C
Max.housing temperature in case of fault	110 °C
Temperature range at storage	-40...+85 °C
Permitted rel. humidity during operation	5...85 % ¹⁾

1) Maximum 56 days/year at 85 %

Lifespan

ECG lifetime	50000 h / 100000 h ¹⁾
---------------------	----------------------------------

1) At maximum $T_c = 85^\circ\text{C}$ / 10% failure rate / At $T_{\text{case}} = 75^\circ\text{C}$ at T_c point / 10% failure rate

Additional product data

Encapsulated	No
---------------------	----

Capabilities

Programming interface	NFC, LEDset
Dimmable	No
Constant lumen function	Programmable
Max. cable length to lamp/LED module	2.0 m ¹⁾
Suitable for fixtures with prot. class	I
Suitable for emergency lighting	Yes
Type of connection, input side	Push terminal
Type of connection, output side	Push terminal
Number of channels	1
Overheating protection	Automatic reversible
Overload protection	Automatic reversible
Short-circuit protection	Automatic reversible
Intended for no-load operation	No
No-load proof	Yes

1) Output wires must be routed as close as possible to each other

Programming

Programming device	NFC / LEDset
Tuner4TRONIC	Yes
Tuner4TRONIC Field App	Yes
Box programming	Yes

Certificates & standards

Approval marks – approval	CE / EL / VDE-ENEC / EAC / CCC / BIS / RCM
Standards	EN 61347-1 / EN 61347-2-13 / EN 62384 / EN 61000-3-2 / EN 61000-3-3 / EN 61547
Type of protection	IP20

Logistical data

Commodity code	85044083900
----------------	-------------

Environmental information

Information according Art. 33 of EU Regulation (EC) 1907/2006 (REACH)	
Date of Declaration	13-02-2025
Primary Article Identifier	4052899990128 6977770438309
Declaration No. in SCIP database	In work
SCIP_STATUS	In work
SCIP_ID	

Ecodesign regulation information:

Intended for use with LED modules.

The forward voltage of the LED light source shall be within the defined operating window of the control gear in all operating conditions including dimming if applicable.

Separate control gear and light sources must be disposed of at certified disposal companies in accordance with Directive 2012/19/EU (WEEE) in the EU and with Waste Electrical and Electronic Equipment (WEEE) Regulations 2013 in the UK. For this purpose, collection points for recycling centres and take-back systems (CRSO) are available from retailers or private disposal companies, which accept separate control gear and light sources free of charge. In this way, raw materials are conserved and materials are recycled.

Download Data

File		
Certificates	PDF	▶ OT ENEC 40038085 230824
Certificates	PDF	▶ INOTEC-Conformity declaration AM16013 OT FIT 100 220-24 700 D NFC IND L (EN)
Certificates	PDF	▶ EATON(CEAG) Conformity declaration AM16013 OT FIT 100 220-240 700 D NFC IND L (EN)
CAD data 3-dim	Compressed	▶ OT FIT D NFC IND L CAD3PDF 281119
Product Datasheet	PDF	▶ OT FIT 100 D NFC IND L DS 241024
CAD data 2-dim	Compressed	▶ OT FIT D NFC IND L CAD2PDF 281119
CAD data	Compressed	▶ OT FIT D NFC IND L IGS 281119
CAD data	Compressed	▶ OT FIT D NFC IND L STEP 281119
Mandatory Publications	PDF	▶ OT FIT D NFC IND L UK DoC 4281285 03 080923
Mandatory Publications	PDF	▶ OT FIT D NFC IND L CE 3695761 09 080823
User instruction	PDF	▶ UI OT FIT D NFC IND L

Logistical Data

Product code	Product description	Packaging unit (Pieces/Unit)	Dimensions (length x width x height)	Volume	Gross weight
4052899990128	OT FIT 100/220-240/700 D NFC IND L	Shipping carton box 20 Pieces	385 x 160 x 100 mm	6.16 dm ³	268.70 g

The mentioned product code describes the smallest quantity unit which can be ordered. One shipping unit can contain one or more single products. When placing an order, for the quantity please enter single or multiples of a shipping unit

Accessories Optional

Product description	Accessory name	Accessory code
OT FIT 100/220-240/700 D NFC IND L	PRH101 -USB	▶ 6977078996938
OT FIT 100/220-240/700 D NFC IND L	PRH101 -USB	▶ 6937186112354
OT FIT 100/220-240/700 D NFC IND L	CPR30 -USB	▶ 6977078996945
OT FIT 100/220-240/700 D NFC IND L	CPR30 -USB	▶ 6937186112378

Disclaimer

Subject to change without notice. Errors and omission excepted. Always make sure to use the most recent release.