

OT FIT 35/220-240/350 D CS L

OPTOTRONIC FIT D CS L | Linear / Area Constant Current – Non dimmable



Product family features

- Supply voltage: 220...240 V
- Line frequency: 50 Hz | 60 Hz
- Line voltage: 198...264 V
- Safety and performance according to IEC 61347-1, IEC 61347-2-13, IEC 62384
- RI suppression according to CISPR 15
- Line harmonics according to IEC 61000-3-2
- Immunity according to IEC 61547
- Lifetime: up to 100,000 h (temperature at $T_c = -10\text{ °C}$, max. 10 % failure rate)
- Non-isolated drivers

Product family benefits

- Versatile scope of application due to output power range of up to 65 W
- Safety requirement due to overload, overtemperature, short-circuit protection
- High efficiency
- User flexibility with four different output currents from one driver

Areas of application

- Linear and area lighting
- Office, industrial and shop lighting
- Suitable for luminaires of protection class I

Technical data

Electrical data

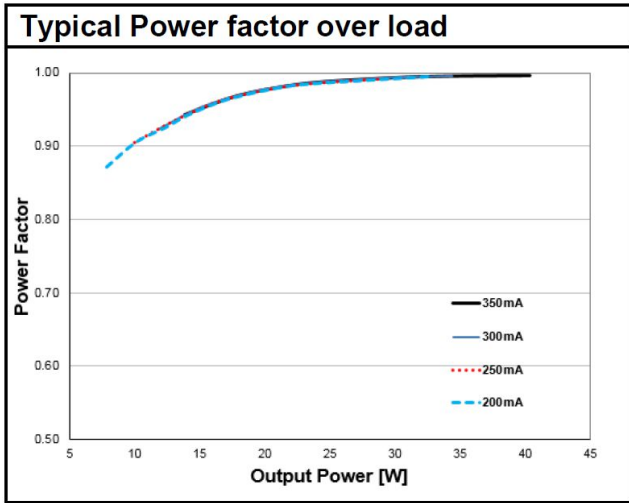
Nominal input voltage	220...240 V
Mains frequency	50/60 Hz
Input voltage AC	198...264 V
Input voltage DC	not relevant
Total harmonic distortion	< 10 %
Power factor λ	0.98
Efficiency in full-load	91 % ¹⁾
Device power loss	4.0 W
Networked standby power	not relevant
Inrush current	30 A ²⁾
Max. ECG no. on circuit breaker 10 A (B)	12
Max. ECG no. on circuit breaker 16 A (B)	19
Max. ECG no. on circuit breaker 25 A (B)	not relevant
Surge capability (L-N)	1 kV
Surge capability (L/N-Ground)	2 kV
Nominal output voltage	40...160 V / 40...115 V ³⁾
U-OUT (working voltage)	< 250 V
Nominal output current	200 mA / 250 mA / 300 mA / 350 mA
Default output current	350 mA
Output current tolerance	±5 %
Output ripple current (100 Hz)	< 4 %
Output PSTLM	≤1
Output SVM	≤0.4
Nominal output power	8...40.3 W
Maximum output power	40.3 W

1) at 230 V, 50 Hz

2) At 200 μ s

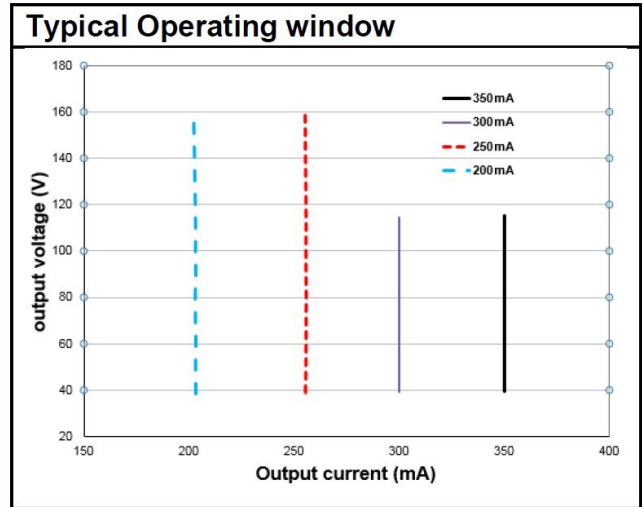
3) At 200/250 mA output current / At 300/350 mA output current

Typical Power Factor v Load



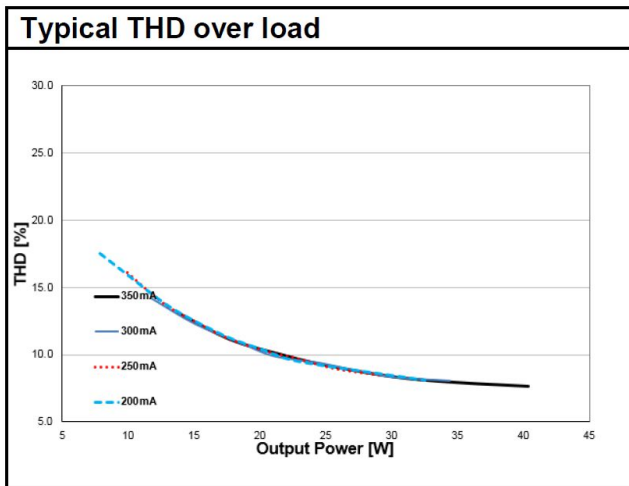
OT FIT 35/220-240/350 D CS L Typical Power Factor vs. Load

Operating Window



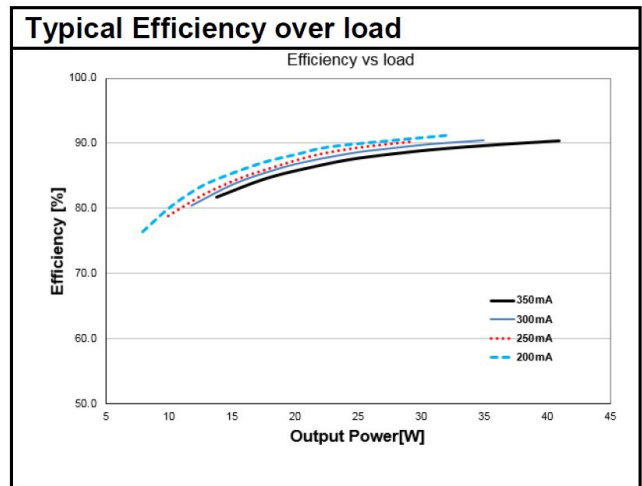
OT FIT 35/220-240/350 D CS L Operating Window

Typical THD v Load



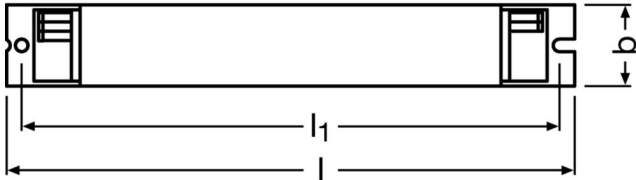
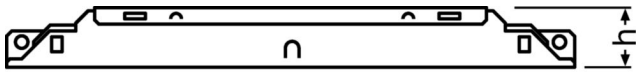
OT FIT 35/220-240/350 D CS L Typical THD Vs Load

Typical Efficiency v Load 230 V 50 Hz



OT FIT 35/220-240/350 D CS L Typical Efficiency vs. Load (230 V / 50 Hz)

Dimensions & weight



Product weight	125.00 g
Length	210.0 mm
Width	30.0 mm
Height	21.0 mm
Mounting hole spacing, length	200.0 mm
Cable cross-section, input side	0.5...1.5 mm ² / 0.75...1.5 mm ² ¹⁾
Cable cross-section, output side	0.5...1.5 mm ² / 0.75...1.5 mm ² ¹⁾
Wire preparation length, input side	8.5...9.5 mm
Wire preparation length, output side	8.5...9.5 mm

1) Solid / Flexible

Colors & materials

Casing material	Metal
------------------------	-------

Temperatures & operating conditions

Ambient temperature range	-25...+50 °C
Maximum temperature at tc test point	75 °C
Max.housing temperature in case of fault	110 °C
Temperature range at storage	-25...80 °C
Permitted rel. humidity during operation	5...85 % ¹⁾

1) Maximum 56 days/year at 85 %

Lifespan

ECG lifetime	50000 h / 100000 h ¹⁾
---------------------	----------------------------------

1) At maximum $T_c = 75^\circ\text{C}$ / 10% failure rate / At $T_c = 65^\circ\text{C}$ / 10% failure rate

Capabilities

Programming interface	Dipswitch
Dimmable	No
Constant lumen function	No
Max. cable length to lamp/LED module	2.0 m ¹⁾
Suitable for fixtures with prot. class	I
Type of connection, input side	Push terminal
Type of connection, output side	Push terminal
Number of channels	1
Overheating protection	Automatic reversible
Overload protection	Automatic reversible
Short-circuit protection	Automatic reversible
Intended for no-load operation	No
No-load proof	Yes

1) Output wires must be routed as close as possible to each other

Programming

Programming device	DIPswitch
--------------------	-----------

Certificates & standards

Approval marks – approval	CE / ENEC 05 / EAC / CCC / BIS / RCM
Standards	IEC 61347-1 / IEC 61347-2-13 / IEC 62384 / IEC 61000-3-2 / IEC 61000-3-3 / IEC 61547
Type of protection	IP20

Logistical data

Commodity code	85044083900
----------------	-------------

Environmental information

Information according Art. 33 of EU Regulation (EC) 1907/2006 (REACH)	
Date of Declaration	03-04-2026
Primary Article Identifier	4052899531437 6937186137487
Declaration No. in SCIP database	In work
SCIP_STATUS	In work
SCIP_ID	

Ecodesign regulation information:

Intended for use with LED modules.

The forward voltage of the LED light source shall be within the defined operating window of the control gear in all operating conditions including dimming if applicable.

Separate control gear and light sources must be disposed of at certified disposal companies in accordance with Directive 2012/19/EU (WEEE) in the EU and with Waste Electrical and Electronic Equipment (WEEE) Regulations 2013 in the UK. For this purpose, collection points for recycling centres and take-back systems (CRSO) are available from retailers or private disposal companies, which accept separate control gear and light sources free of charge. In this way, raw materials are conserved and materials are recycled.

Download Data

File		
CAD data 3-dim	Compressed	▶ OT FIT D CS L CAD3PDF 260226

Logistical Data

Product code	Product description	Packaging unit (Pieces/Unit)	Dimensions (length x width x height)	Volume	Gross weight
6937186137487 INVENTRONICS	OT FIT 35/220-240/350 D CS L	Shipping carton box 20 Pieces	234 x 161 x 101 mm	3.81 dm ³	133.25 g

The mentioned product code describes the smallest quantity unit which can be ordered. One shipping unit can contain one or more single products. When placing an order, for the quantity please enter single or multiples of a shipping unit

Disclaimer

Subject to change without notice. Errors and omission excepted. Always make sure to use the most recent release.