

OT FIT 55/220-240/1A0 CS L G2 (NEW)

OPTOTRONIC FIT CS L G2 | Linear / Area Constant Current – Non dimmable



Product family features

- Line frequency: 0 Hz | 50 Hz | 60 Hz
- Versatile scope of application due to output power range of up to 75 W
- Supply voltage: 220...240 V
- Available with output current range: up to 1,400 mA
- SELV system

Product family benefits

- Flexible current setting (DIPswitch – 4 currents)
- Lifetime: up to 100,000 h (temperature at $T_c = 65\text{ °C}$, max. 10 % failure rate)
- High efficiency
- High quality of light thanks to low output ripple current
- Fulfill safety requirement due to overload, overtemperature, Hot Plug protection

Areas of application

- Linear lighting for office, education, industry, storage areas and retail
- Installation in emergency lighting systems according to IEC 61347-2-13, appendix J
- Suitable for luminaires of protection class I

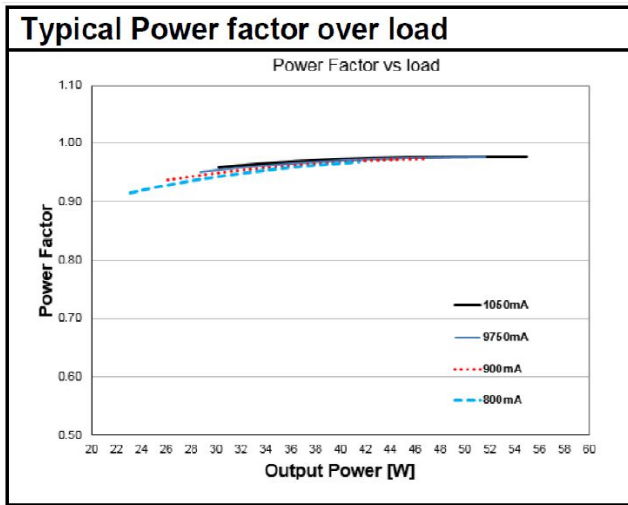
Technical data

Electrical data

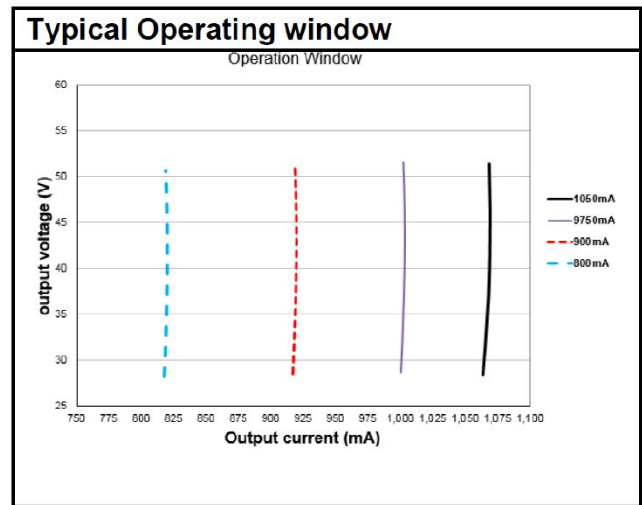
Nominal input voltage	220...240 V
Nominal output current	800 mA / 900 mA / 975 mA / 1050 mA
Nominal output power	14.0...53.6 W
Nominal output voltage	27...51 V
Mains frequency	0/50/60 Hz
Input voltage AC	198...264 V ¹⁾
Input voltage DC	176...276 V
Default output current	1000 mA
Device power loss	7.0 W
Inrush current	20 A
Networked standby power	not relevant
Max. ECG no. on circuit breaker 10 A (B)	16
Max. ECG no. on circuit breaker 16 A (B)	25
Output current tolerance	±7.5 %
Output PSTLM	≤1
Output ripple current (100 Hz)	< 5 %
Output SVM	≤0.4
Power factor λ	0.87C...0.98
Protective conductor current	2.0 mA
Surge capability (L-N)	1 kV
Surge capability (L/N-Ground)	2 kV
Total harmonic distortion	< 10 %
U-OUT (working voltage)	< 60 V
Current set	DipSwitch

1) Permitted voltage range

Typical Power Factor v Load



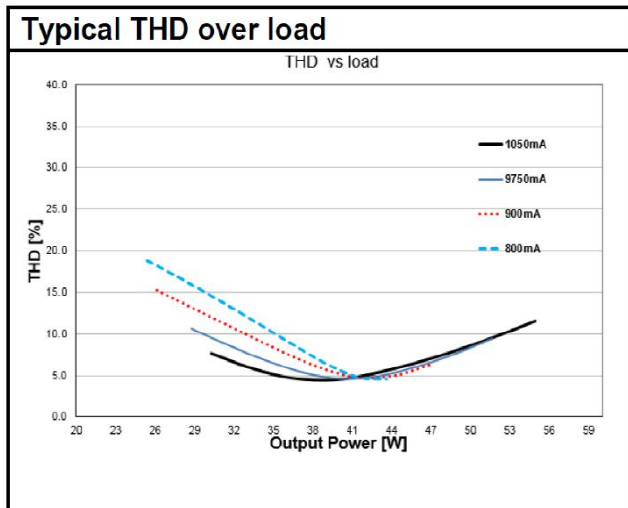
Operating Window



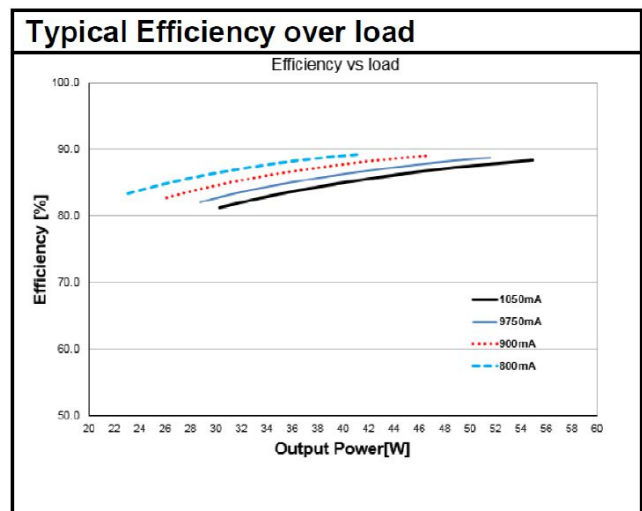
OT FIT 55/220-240/1A0 CS L G2 Typical Power Factor vs. Load

OT FIT 55/220-240/1A0 CS L G2 Operating Window

Typical THD v Load



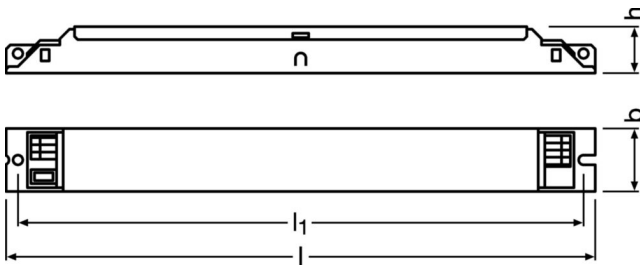
Typical Efficiency v Load 230 V 50 Hz



OT FIT 55/220-240/1A0 CS L G2 Typical THD Vs Load

OT FIT 55/220-240/1A0 CS L G2 Typical Efficiency vs. Load (230 V / 50 Hz)

Dimensions & weight



Length	280.0 mm
Height	21.0 mm
Width	30.0 mm
Product weight	217.00 g
Cable cross-section, input side	0.5...1.5 mm ²
Cable cross-section, output side	0.5...1.5 mm ²
Wire preparation length, input side	8.5...9.5 mm
Wire preparation length, output side	8.5...9.5 mm
Mounting hole spacing, length	270.0 mm
Mounting hole spacing, width	not relevant mm

Colors & materials

Casing material	Metal
-----------------	-------

Temperatures & operating conditions

Ambient temperature range	-25...+50 °C
Max.housing temperature in case of fault	110 °C
Maximum temperature at tc test point	80 °C
Permitted rel. humidity during operation	5...85 % ¹⁾
Temperature range at storage	-25...85 °C

1) Maximum 56 days/year at 85 %

Lifespan

ECG lifetime	50000 h / 100000 h ¹⁾
---------------------	----------------------------------

1) At maximum $T_c = 75^\circ\text{C}$ / 10% failure rate / At $T_c = 65^\circ\text{C}$ / 10% failure rate

Capabilities

Dimmable	No
Max. cable length to lamp/LED module	2.0 m ¹⁾
Overload protection	Non-reversible
Overheating protection	Automatic reversible
Suitable for emergency lighting	Yes
Suitable for fixtures with prot. class	I
Type of connection, input side	Push terminal
Type of connection, output side	Push terminal
Constant lumen function	No
Intended for no-load operation	No
No-load proof	Yes
Number of channels	1
Programming interface	Dipswitch
Short-circuit protection	Automatic reversible

1) Output wires must be routed as close as possible to each other

Programming

Programming device	DIPswitch
--------------------	-----------

Certificates & standards

Type of protection	IP20
Approval marks – approval	CE / EL / ENEC 05 / EAC / CCC / RCM / BIS
Standards	Acc. to EN 61347-1 / Acc. to EN 61347-2-13 / Acc. to EN 62384 / Acc. to EN 61000-3-2 / Acc. to EN 61000-3-3 / Acc. to EN 61547

Logistical data

Commodity code	85044083900
----------------	-------------

Environmental information

Information according Art. 33 of EU Regulation (EC) 1907/2006 (REACH)	
Declaration No. in SCIP database	In work
Date of Declaration	25-09-2024
Primary Article Identifier	4052899522558
SCIP_STATUS	In work
SCIP_ID	

Ecodesign regulation information:

Intended for use with LED modules.

The forward voltage of the LED light source shall be within the defined operating window of the control gear in all operating conditions including dimming if applicable.

Separate control gear and light sources must be disposed of at certified disposal companies in accordance with Directive 2012/19/EU (WEEE) in the EU and with Waste Electrical and Electronic Equipment (WEEE) Regulations 2013 in the UK. For this purpose, collection points for recycling centres and take-back systems (CRSO) are available from retailers or private disposal companies, which accept separate control gear and light sources free of charge. In this way, raw materials are conserved and materials are recycled.

Download Data

File		
Certificates	PDF	▶ INOTEC Certificate OT FIT 55/1A0 CS L G2
Certificates	PDF	▶ INOTEC Certificate OT FIT 55/1A0 CS L G2 appendix
Certificates	PDF	▶ OT ENEC 40038447 270224
Mandatory Publications	PDF	▶ OT FIT CS L G2 UK DoC 4281119 02 060923
Mandatory Publications	PDF	▶ OT FIT CS L G2 CE 3666934 07 180823
User instruction	PDF	▶ OT FIT 35 55 75 220-240 CS L G2

Logistical Data

Product code	Product description	Packaging unit (Pieces/Unit)	Dimensions (length x width x height)	Volume	Gross weight
4052899522558	OT FIT 55/220-240/1A0 CS L G2	Shipping carton box 20 Pieces	303 x 159 x 101 mm	4.87 dm ³	232.95 g

The mentioned product code describes the smallest quantity unit which can be ordered. One shipping unit can contain one or more single products. When placing an order, for the quantity please enter single or multiples of a shipping unit

Disclaimer

Subject to change without notice. Errors and omission excepted. Always make sure to use the most recent release.