

The trusted value of OSRAM Digital Systems continues with Inventronics Global – where experience meets innovation.

OT FIT 40/220-240/1A0 LT2 LP (PHASE OUT)

OPTOTRONIC FIT LT2 LP | Compact constant current LED driver – Non dimmable



Product family features

- Supply voltage: 220...240 V
- Line frequency: 0 Hz | 50 Hz | 60 Hz
- Line voltage: 198...264 V
- Line harmonics according to EN 61000-3-2
- Lifetime: up to 100,000 h (temperature at $T_c = 65^\circ\text{C}$, max. 10 % failure rate)
- Independent connection via through-looping (depending on version of product)

Product family benefits

- Versatile scope of application due to output power range of up to 40 W
- Fulfill safety requirement due to overload, overtemperature protection
- High efficiency
- Higher quality of light thanks to < 5% output ripple current



Specifications are subject to changes without notice.

www.inventronicsglobal.com

© 2024, Inventronics GmbH. All rights reserved. Inventronics is a licensee of the OSRAM brand. OSRAM is a trademark of ams OSRAM

support@inventronicsglobal.com

Areas of application

- Installation in emergency lighting systems according to IEC 61347-2-13, appendix J
- Luminaires with flexible current setting (LEDset2)
- Suitable for indoor SELV installations
- Suitable for luminaires of protection classes I and II
- Suitable for downlights, spotlights and LED panels
- Independent mounting via Cable Clamp Kit possible

Technical data

Electrical data

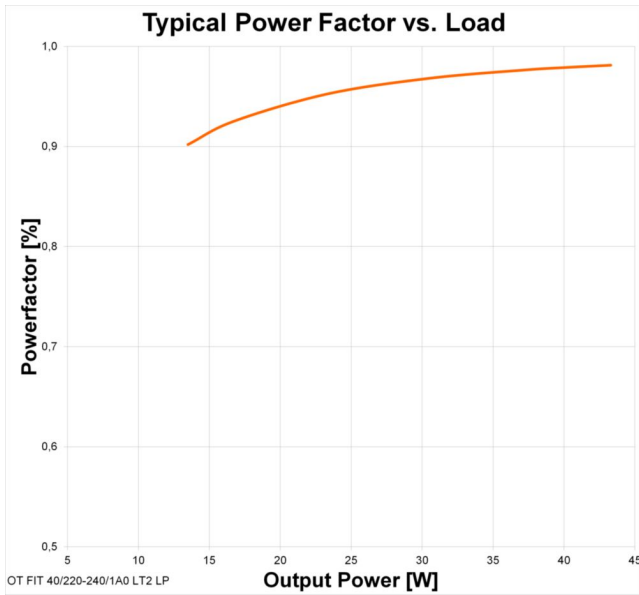
Nominal input voltage	220...240 V
Mains frequency	0/50/60 Hz
Input voltage AC	198...264 V
Input voltage DC	176...276 V
Total harmonic distortion	< 15 %
Power factor λ	0.98
Efficiency in full-load	87 % ¹⁾
Device power loss	6.0 W
Inrush current	17 A ²⁾
Max. ECG no. on circuit breaker 10 A (B)	19
Max. ECG no. on circuit breaker 16 A (B)	30
Surge capability (L-N)	1 kV
Surge capability (L/N-Ground)	2 kV ³⁾
Protective conductor current	not relevant
Nominal output voltage	15...50 V
U-OUT (working voltage)	60 V
Nominal output current	500...1050 mA
Output current tolerance	±5 %
Output current LEDset open	Not allowed
Output current LEDset shorted	1050 mA
Output ripple current (100 Hz)	< 5 %
Output PSTLM	≤1
Output SVM	≤0.4
Nominal output power	13...40 W
Maximum output power	40 W
Galvanic isolation primary/secondary	SELV

1) at 230 V, 50 Hz

2) $t_{width} = 225 \mu s$ (measured at 50 % I_{peak})

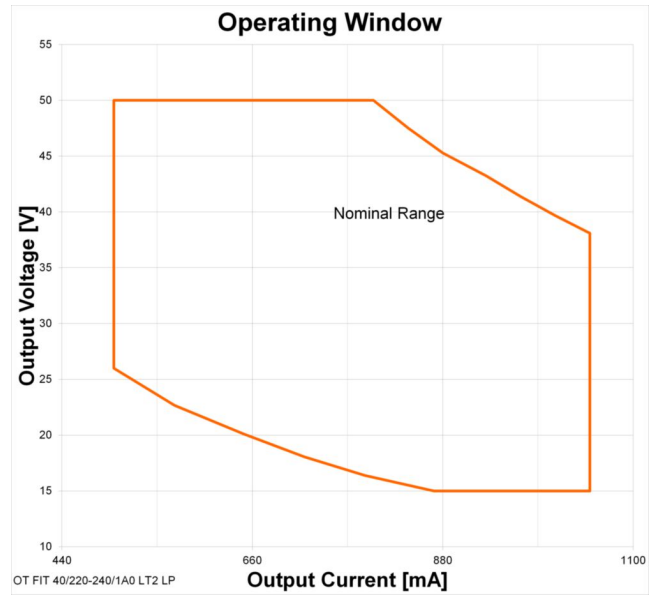
3) L+N / PE of basic isolated LED module

Typical Power Factor v Load



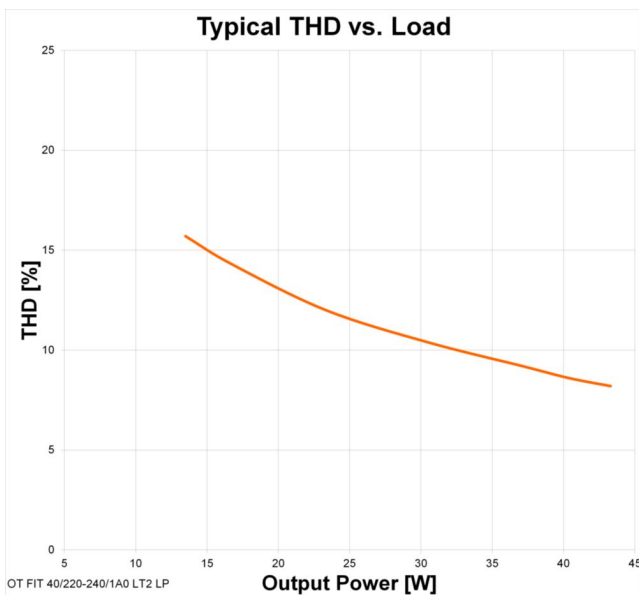
OT FIT 40 Typical Power Factor vs. Load

Operating Window



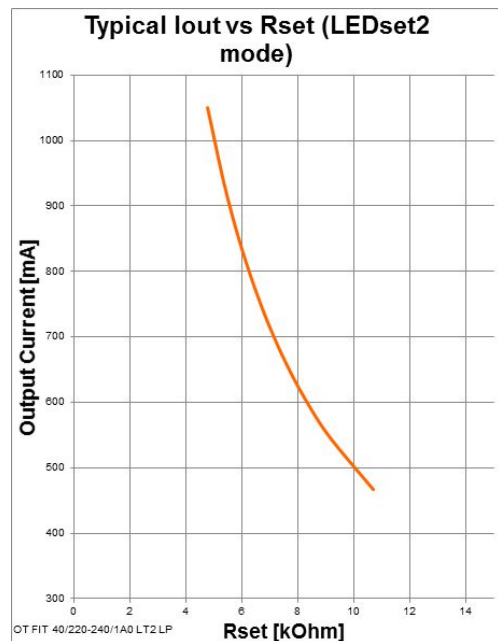
OT FIT 40 Operating Window

Typical THD v Load



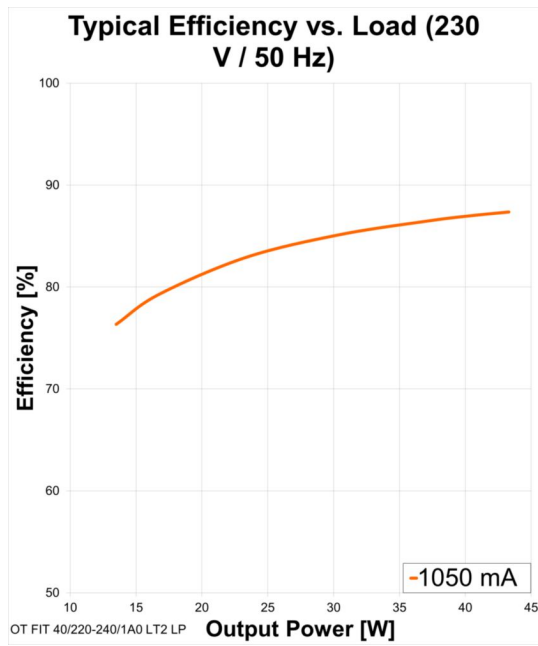
OT FIT 40 Typical THD vs. Load

Typical Iout v Rset LEDset2 mode



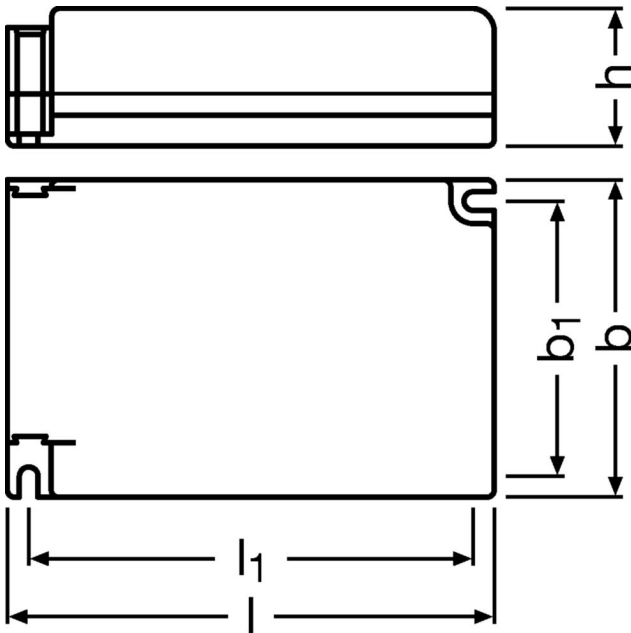
Typical Iout vs Rset (LEDset2 mode)_new

Typical Efficiency v Load 230 V 50 Hz



Typical Efficiency vs. Load (230 V 50 Hz)

Dimensions & weight



Product weight	135.00 g
Length	103.0 mm
Width	67.0 mm
Height	22.5 mm
Mounting hole spacing, length	94.0 mm
Mounting hole spacing, width	58.0 mm
Cable cross-section, input side	0.5...1.5 mm ²
Cable cross-section, output side	0.5...1.5 mm ²
Wire preparation length, input side	9.0...10.0 mm
Wire preparation length, output side	8.0...9.0 mm

Colors & materials

Casing material	Plastic
-----------------	---------

Temperatures & operating conditions

Ambient temperature range	-20...+45 °C
Maximum temperature at tc test point	75 °C
Max.housing temperature in case of fault	110 °C
Temperature range at storage	-40...+85 °C
Permitted rel. humidity during operation	5...85 % ¹⁾

1) Maximum 56 days/year at 85 %

Lifespan

ECG lifetime	50000 h / 100000 h ¹⁾
---------------------	----------------------------------

1) $T_c = 75^\circ\text{C}$, 0.2% / 1,000 h failure rate / $T_c = 65^\circ\text{C}$, 0.1% / 1,000 h failure rate

Capabilities

Dimmable	No
Max. cable length to lamp/LED module	2.0 m ¹⁾
Suitable for fixtures with prot. class	I / II
Suitable for emergency lighting	Yes
Type of connection, output side	Push terminal
Suitable for through-wiring	Yes
Number of channels	1
Overheating protection	Automatic reversible
Overload protection	Automatic reversible
Short-circuit protection	Automatic reversible
Intended for no-load operation	No
No-load proof	Yes

1) Output wires must be routed as close as possible to each other

Programming

Programming device	LEDset
--------------------	--------

Certificates & standards

Approval marks – approval	CE / UKCA / ENEC / CCC / EL / RCM / BIS / EAC
Standards	IEC 61347-1 / IEC 61347-2-13 / IEC 62384 / IEC 61000-3-2 / IEC 61547 / EN 55015
Type of protection	IP20

Logistical data

Commodity code	85044083900
----------------	-------------

Environmental information

Information according Art. 33 of EU Regulation (EC) 1907/2006 (REACH)	
Date of Declaration	26-02-2025
Primary Article Identifier	4052899490734
Declaration No. in SCIP database	In work
SCIP_STATUS	In work
SCIP_ID	

Ecodesign regulation information:

Intended for use with LED modules.

The forward voltage of the LED light source shall be within the defined operating window of the control gear in all operating conditions including dimming if applicable.

Separate control gear and light sources must be disposed of at certified disposal companies in accordance with Directive 2012/19/EU (WEEE) in the EU and with Waste Electrical and Electronic Equipment (WEEE) Regulations 2013 in the UK. For this purpose, collection points for recycling centres and take-back systems (CRSO) are available from retailers or private disposal companies, which accept separate control gear and light sources free of charge. In this way, raw materials are conserved and materials are recycled.

Download Data

File		
Certificates	PDF	▶ OT ENEC 40038447 270224
Certificates	PDF	▶ OT FIT 40 LT2 LP CEAG
Certificates	PDF	▶ OT FIT 40 LT2 LP INOTEC
CAD data 3-dim	Compressed	▶ OT FIT-LT2-15-25-40 cable clamp 3Ddrawing
CAD data 3-dim	Compressed	▶ OT FIT-LT2-15-25-40 housing 3Ddrawing
CAD data 3-dim	Compressed	▶ OT FIT-LT2-15-25-40 housing with cable clamp 3Ddrawing
Mandatory Publications	PDF	▶ OT FIT LT2 LP UK DoC 4297455 02 140923
Mandatory Publications	PDF	▶ OT FIT LT2 LP CE 3520188 09 200125
User instruction	PDF	▶ OPTOTRONIC LED Power Supply

Logistical Data

Product code	Product description	Packaging unit (Pieces/Unit)	Dimensions (length x width x height)	Volume	Gross weight
4052899490734	OT FIT 40/220-240/1A0 LT2 LP	Shipping carton box 20 Pieces	348 x 218 x 67 mm	5.08 dm ³	143.10 g

The mentioned product code describes the smallest quantity unit which can be ordered. One shipping unit can contain one or more single products. When placing an order, for the quantity please enter single or multiples of a shipping unit

Accessories Optional

Product description	Accessory name	Accessory code
OT FIT 40/220-240/1A0 LT2 LP	OT CABLE CLAMP B-STYLE LP TL	▶ 4052899530997

Disclaimer

Subject to change without notice. Errors and omission excepted. Always make sure to use the most recent release.