

IT FIT 14/220-240/350 CS TI-B

ICUTRONIC FIT CS Track Invisible | Compact constant current LED driver – Non dimmable



Product family features

- SELV LED driver in track adaptor
- Installed completely inside the track system
- Dip-switches for easy output current selection
- Lifetime 50 000 h at tc max
- Low THD <10% @ full load
- Low LF-ripple < 3%

Product family benefits

- Short housing for minimum distance between spotlights
- Invisible when installed in track systems
- High light quality due to low ripple current
- High efficiency (up to 91.5%)
- High flexibility due to four different output currents per type
- SELV system

Areas of application

- Track lights
- Shops and hospitality: retail, hotels, restaurants
- Suitable for luminaires of protection class II
- Suitable for three circuits system

Technical data

Electrical data

Nominal input voltage	220...240 V
Mains frequency	50 / 60 Hz
Input voltage AC	198...264 V
Input voltage DC	not relevant
Nominal input current at 230 V	0.075 A
Total harmonic distortion	< 10 % ¹⁾
Power factor λ	0.75C...0.98 ²⁾
Efficiency in full-load	91.5 % ³⁾
Device power loss	1.3 W ⁴⁾
Inrush current	13 A ⁵⁾
Max. ECG no. on circuit breaker 10 A (B)	42
Max. ECG no. on circuit breaker 16 A (B)	68
Surge capability (L-N)	1 kV ⁶⁾
Surge capability (L/N-Ground)	2 kV ⁷⁾
Protective conductor current	<0.7 mA
Nominal output voltage	30...40 V
U-OUT (working voltage)	60 V
Nominal output current	200 mA / 250 mA / 300 mA / 350 mA
Default output current	350 mA
Output current tolerance	±5 %
Output ripple current (100 Hz)	3 %
Output PSTLM	≤1
Output SVM	≤0.4
Nominal output power	6...14 W
Maximum output power	14 W
Galvanic isolation primary/secondary	SELV

1) Full load, 230V, 50 Hz

2) Full load at 230 V / 50 Hz

3) at 230 V, 50 Hz

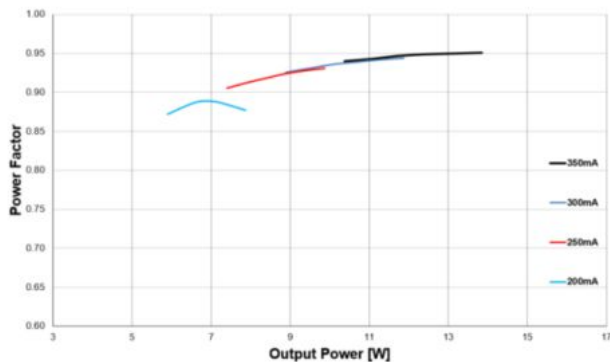
4) At 230 V, Input power 15.3 W max.

5) $t_{width} = 150 \mu s$ (measured at 50 % I_{peak})

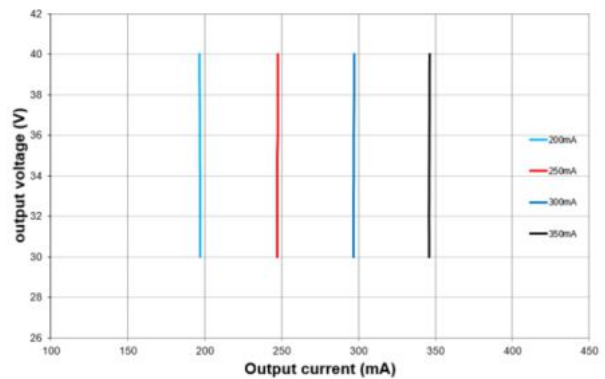
6) L/N

7) L/N – PE acc to EN 61547 (>15 pulses)

Typical Power Factor v Load



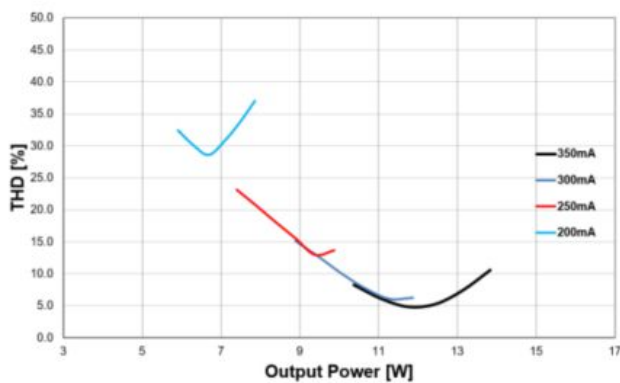
Operating Window



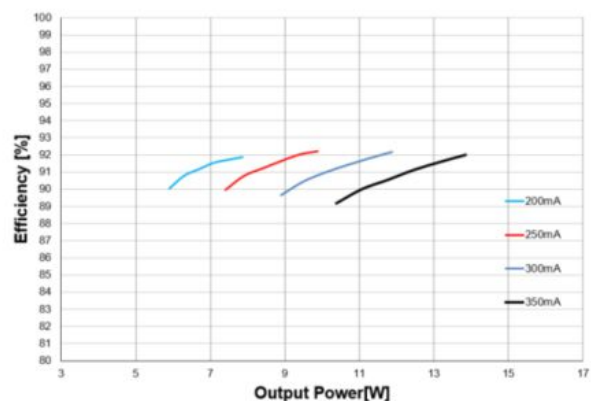
Typical Power factor vs load of IT FIT 14W CS_Track Invisible

Typical Operating window of IT FIT 14W CS_Track Invisible

Typical THD v Load



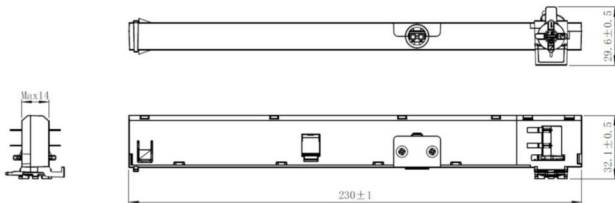
Typical Efficiency v Load 230 V 50 Hz



Typical THD vs load of IT FIT 14W CS_Track Invisible

Typical Efficiency vs load of IT FIT 14W CS_Track Invisible

Dimensions & weight



Product weight	85.00 g
Length	230.0 mm
Width	29.6 mm
Height	32.1 mm
Cable cross-section, output side	0.5...1.5 mm ²
Wire preparation length, output side	7...8 mm
Cable/wire length, output side	2000 mm

Colors & materials

Casing material	Plastic
Product color	BLACK RAL 9011

Temperatures & operating conditions

Ambient temperature range	-20...+35 °C
Maximum temperature at tc test point	65 °C
Max.housing temperature in case of fault	110 °C
Temperature range at storage	-20...80 °C ¹⁾
Permitted rel. humidity during operation	5...85 % ²⁾

1) Cool down before operating

2) Maximum 56 days/year at 85 %

Lifespan

ECG lifetime	50000 h ¹⁾
---------------------	-----------------------

1) At maximum $T_c = 65^\circ\text{C}$ / 10% failure rate

Additional product data

Encapsulated	No
Compatible track systems	GLOBAL / Powergear / ERCO / EUTRAC / Nuco / Unipro ¹⁾

1) The compatibility may become invalid when the critical track dimension is modified by the brand owner in case of engineering change or optimization in the future

Capabilities

Programming interface	Dipswitch
Dimmable	No
Constant lumen function	No
Max. cable length to lamp/LED module	2.0 m ¹⁾
Suitable for fixtures with prot. class	II
Suitable for emergency lighting	No
Type of connection, output side	Push terminal
Suitable for through-wiring	No
Number of channels	1
Overheating protection	Automatic reversible
Overload protection	Automatic reversible
Short-circuit protection	Automatic reversible
Intended for no-load operation	No
No-load proof	Yes

1) Output wires must be routed as close as possible to each other

Programming

Programming device	DIPswitch
--------------------	-----------

Certificates & standards

Approval marks – approval	CE / ENEC / VDE / CQC / RCM
Standards	IEC 61347-1 / IEC 61347-2-13 / IEC 62384 / CISPR 15 / IEC 61000-3-2 / IEC 61547
Type of protection	IP20

Environmental information

Information according Art. 33 of EU Regulation (EC) 1907/2006 (REACH)	
Date of Declaration	31-03-2026
Primary Article Identifier	6977770438798
Candidate List Substance 1	Lead
CAS No. of substance 1	7439-92-1
Safe Use Instruction	The identification of the Candidate List substance is sufficient to allow safe use of the article.
Declaration No. in SCIP database	d1be472a-5316-4167-8558-0376da9b872f
SCIP_STATUS	In work
SCIP_ID	

Ecodesign regulation information:

Intended for use with LED modules.

The forward voltage of the LED light source shall be within the defined operating window of the control gear in all operating conditions including dimming if applicable.

Separate control gear and light sources must be disposed of at certified disposal companies in accordance with Directive 2012/19/EU (WEEE) in the EU and with Waste Electrical and Electronic Equipment (WEEE) Regulations 2013 in the UK. For this purpose, collection points for recycling centres and take-back systems (CRSO) are available from retailers or private disposal companies, which accept separate control gear and light sources free of charge. In this way, raw materials are conserved and materials are recycled.

Additional product information

- Hot plug-in or secondary switching of LEDs is not permitted and may cause a very high current to the LEDs.
- Indication that the lamp control gear relies upon the luminaire enclosure for protection against accidental contact with live parts.
- The max. mechanical loading F_{max} for the track driver mounted on the ceiling is 50N, which should be intended as the whole system inclusive of the weight of luminaires and accessories.
- The max. mechanical loading F_{max} for the track driver mounted on the wall is 25N, which should be intended as the whole system inclusive of the weight of luminaires and accessories.

Download Data

File		
CAD data	Compressed	▶ IT FIT CS TI STEP 180625
User instruction	PDF	▶ UI IT FIT CS TI

Logistical Data

Product code	Product description	Packaging unit (Pieces/Unit)	Dimensions (length x width x height)	Volume	Gross weight
6977770438798 INVENTRONICS	IT FIT 14/220-240/350 CS TI-B	Shipping carton box 20 Pieces	240 x 195 x 88 mm	4.12 dm ³	95.56 g

The mentioned product code describes the smallest quantity unit which can be ordered. One shipping unit can contain one or more single products. When placing an order, for the quantity please enter single or multiples of a shipping unit

Disclaimer

Subject to change without notice. Errors and omission excepted. Always make sure to use the most recent release.

Accessories Optional

Product description	Accessory name	Accessory code
IT FIT 14/220-240/350 CS TI-B	TRACK JOINT FOR INVISIBLE DRIVER	▶ 6937186103062