

OTi DALI 25/220-240/700 LT2 (NEW)

OPTOTRONIC Intelligent – DALI LT2 | Compact constant current LED driver – Dimmable

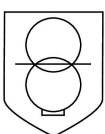


Product family features

- Supply voltage: 220...240 V
- Line frequency: 0 Hz | 50 Hz | 60 Hz
- Line voltage: 198...264 V
- Safety according to EN 61347-1, 61347-2-3, 61347-2-13, 62384
- RI suppression: to EN 55015/CISPR 15
- Line harmonics according to EN 61000-3-2
- Immunity according to EN 61547
- Lifetime: up to 100,000 h
- Type of protection: IP20
- Independent connection via through-looping (except OTi DALI 15)

Product family benefits

- Versatile DALI window driver due to flexible output characteristic
- Very high efficiency
- Protection of the system thanks to thermal management and Smart Control
- High-quality dimming of 1...100 % by amplitude dimming



Areas of application

- Installation in emergency lighting systems according to IEC 61347-2-13, appendix J
 - Suitable for use in luminaires with flexible current setting (DALI, CLO, LEDset)
 - Suitable for indoor SELV installations
 - Suitable for luminaires of protection classes I and II
 - Suitable for downlights, spotlights and LED panels
 - Installation via Cable Clamp Kit possible (depending on version of product)
-

Versatile scope of application due to OSRAM DALI Technology:

- Easy to use in corridors and restrooms because of three-level Corridor function
- Touch DIM® application: easy to control via pushbutton or sensor
- Energy efficient Touch DIM® operation due to automatic switch-off at sufficient residual light
- Suitable for emergency Installations (acc. to EN 60598-2-22 and IEC 61347-2-13, appendix J) thanks to DC detection (0 Hz, pulsating DC), on/off switchable
- Feedback of power consumption and operating hours (Fit for SMART GRID)
- Suitable for buildings according to EPBD/BREEAM/LEED due to automatic Constant Lumen Output setting

Technical data

Electrical data

| | |
|--|----------------------------|
| Max. ECG no. on circuit breaker 10 A (B) | 50 |
| Max. ECG no. on circuit breaker 16 A (B) | 80 |
| Maximum output power | 27 W |
| Nominal output current | 180...700 mA ¹⁾ |
| Nominal output power | 27 W ²⁾ |
| Nominal output voltage | 12...54 V ³⁾ |
| Nominal input voltage | 220...240 V |
| Input voltage AC | 198...264 V ⁴⁾ |
| Input voltage DC | 176...276 V |
| Device power loss | 4.5 W |
| Efficiency in full-load | 88 % ⁵⁾ |
| Galvanic isolation DALI/mains | Basic |
| Galvanic isolation DALI/output | SELV |
| Galvanic isolation primary/secondary | SELV |
| Inrush current | < 20 A ⁶⁾ |
| Networked standby power | ≤ 0.10 W ⁵⁾ |
| Power factor λ | 0.49C...0.95 |
| Mains frequency | 0/50/60 Hz |
| Surge capability (L-N) | 1 kV |
| Surge capability (L/N-Ground) | 2 kV |
| U-OUT (working voltage) | 60 V |
| Current set | DALI / LEDset2 |
| Output current tolerance | ±3 % |
| Output ripple current (100 Hz) | < 1 % ⁷⁾ |
| Protective conductor current | not relevant |
| Total harmonic distortion | < 20 % ⁸⁾ |
| Default output current | 500 mA ⁹⁾ |

1) ±3%

2) Partial load 7...27 W

3) Maximum 60 V

4) Permitted voltage range

5) at 230 V, 50 Hz

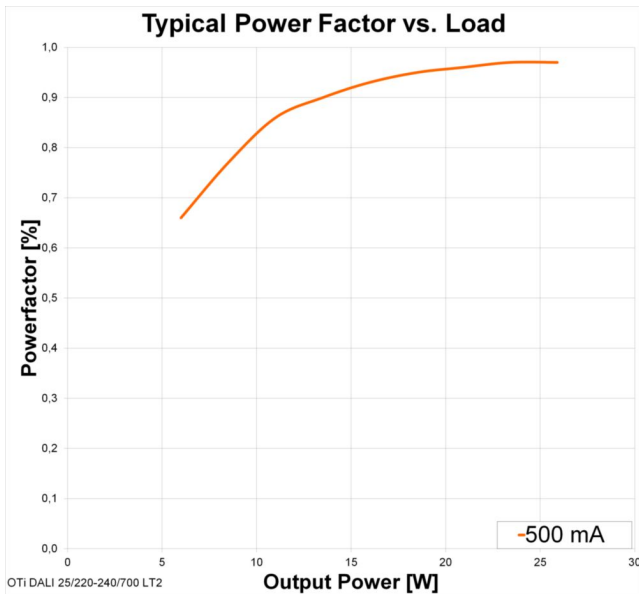
6) $t_{width} = 50 \mu s$ (measured at 50 % I_{peak})

7) Ripple average at 100 Hz

8) At full load, 220...240 V, 50 Hz / see graphs

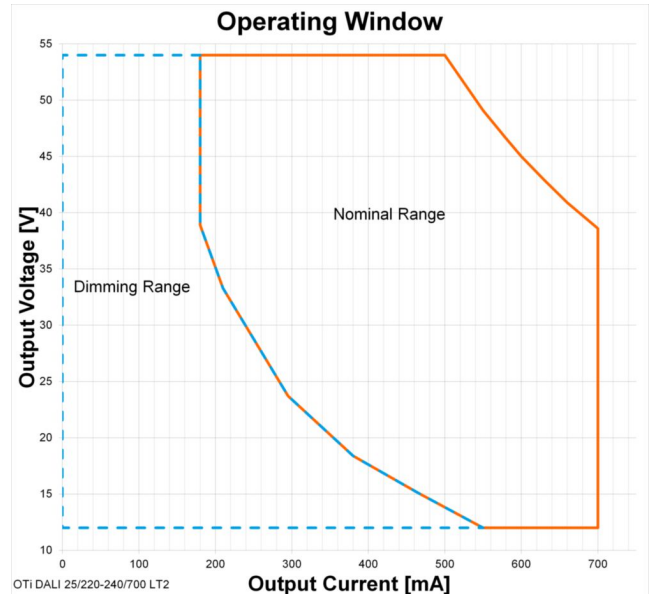
9) LEDset deactivated

Typical Power Factor v Load



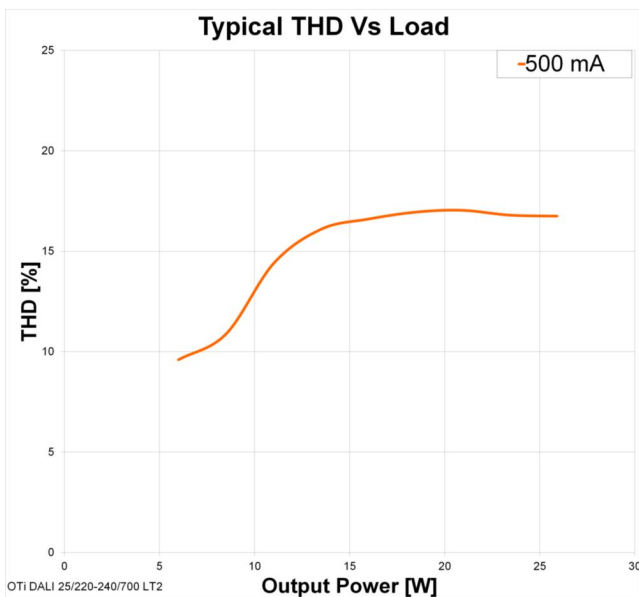
OTi DALI 25 Typical powerfactor

Operating Window



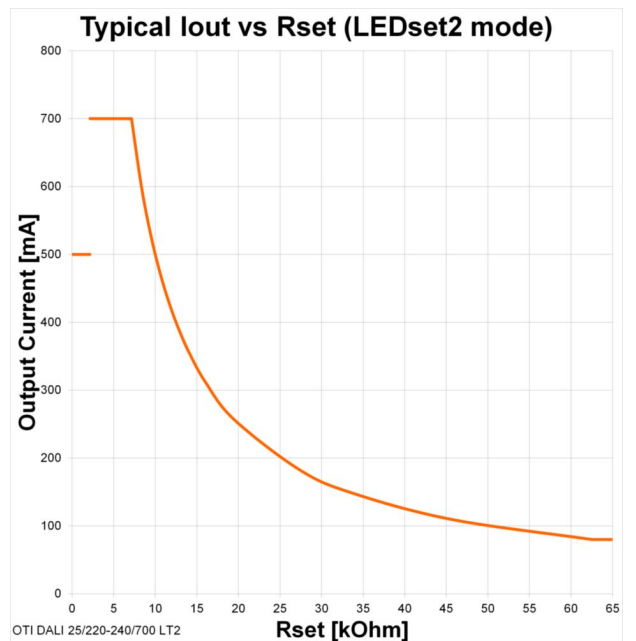
OTi DALI 25 Operating Window

Typical THD v Load



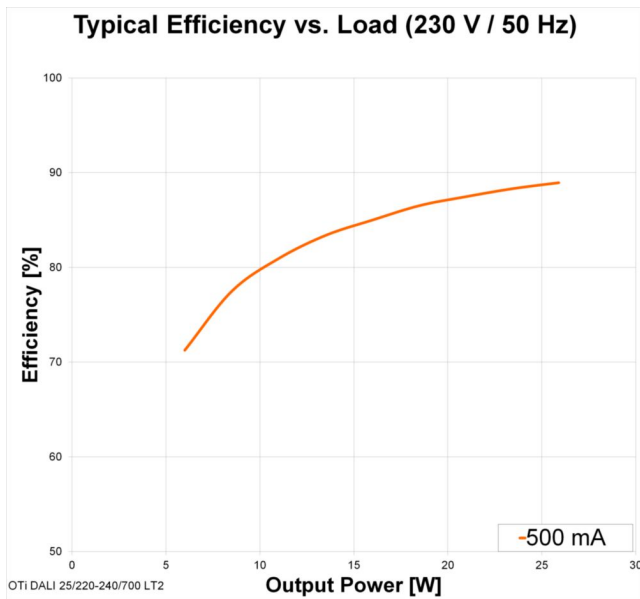
OTi DALI 25 Typical THD

Typical Iout v Rset LEDset2 mode



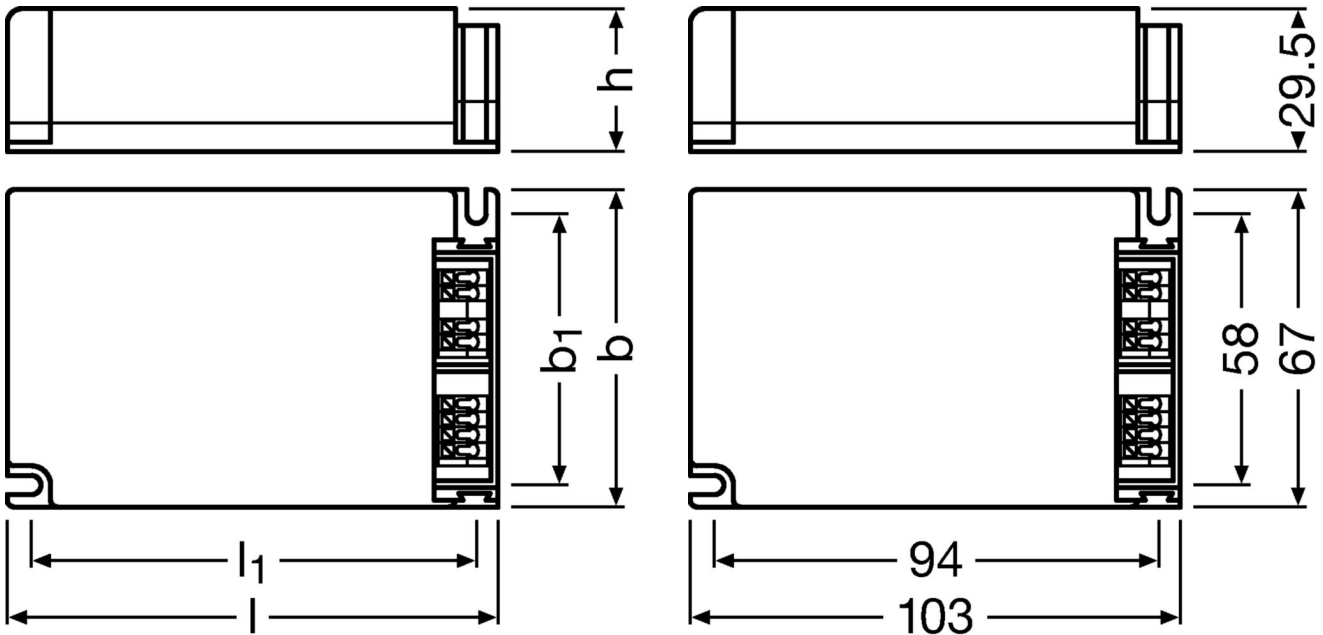
OTi DALI 25 Iout vs Rset

Typical Efficiency v Load 230 V 50 Hz



OTi DALI 25 Typical efficiency

Dimensions & weight



| | |
|--------------------------------------|------------------------------|
| Product weight | 149.00 g |
| Length | 103.0 mm |
| Height | 29.5 mm |
| Width | 67.0 mm |
| Cable cross-section, input side | 0.2...1.5 mm ^{2 1)} |
| Cable cross-section, output side | 0.2...1.5 mm ^{2 1)} |
| Cable/wire length, output side | 2000 mm |
| Mounting hole spacing, length | 94.0 mm |
| Mounting hole spacing, width | 58.0 mm |
| Wire preparation length, input side | 8.0...9.0 mm |
| Wire preparation length, output side | 8.0...9.0 mm |

1) Solid or flexible leads

Colors & materials

| | |
|-----------------|---------|
| Casing material | Plastic |
| Product color | White |

Temperatures & operating conditions

| | |
|--|------------------------|
| Ambient temperature range | -20...+50 °C |
| Max.housing temperature in case of fault | 110 °C |
| Maximum temperature at tc test point | 75 °C ¹⁾ |
| Permitted rel. humidity during operation | 5...85 % ²⁾ |
| Temperature range at storage | -25...85 °C |

1) Maximum at the Tc-point

2) Maximum 56 days/year at 85 %

Lifespan

| | |
|---------------------|----------------------------------|
| ECG lifetime | 50000 h / 100000 h ¹⁾ |
|---------------------|----------------------------------|

1) $T_c = 75^\circ\text{C}$, 0.2% / 1,000 h failure rate / $T_c = 65^\circ\text{C}$, 0.1% / 1,000 h failure rate

Capabilities

| | |
|---|---------------------------------------|
| Max. cable length to lamp/LED module | 2.0 m ¹⁾ |
| Number of channels | 1 |
| Dimmable | Yes |
| Dimming interface | DALI-2 / Touch DIM / Touch DIM Sensor |
| Dimming method | Amplitude Modulation |
| Dimming range | 1...100 % |
| Overload protection | Automatic reversible |
| Overheating protection | Automatic reversible |
| Short-circuit protection | Automatic reversible |
| Suitable for through-wiring | Yes with optional cable clamp |
| Suitable for emergency lighting | Yes |
| Suitable for fixtures with prot. class | I / II |
| Type of connection, output side | Push terminal |
| Constant lumen function | Programmable |
| No-load proof | Yes |
| Programming interface | DALI, LEDset |

1) Output wires must be routed as close as possible to each other

Programmable features

| | |
|------------------------|-------------------|
| Dim to Dark | No |
| Configuration Lock | No |
| Corridor Functionality | Yes |
| DALI Settings | Yes |
| DALI-2 Luminaire Data | Yes ¹⁾ |
| Driver Guard | No |
| Emergency Mode | Yes |
| Soft Switch Off | Yes |
| Tuning Factor | No |
| TouchDIM + Sensor | Yes |

1) Acc. DALI part 251

Certificates & standards

| | |
|---------------------------|---|
| Type of protection | IP20 |
| Standards | Acc. to EN 61347-1 / Acc. to EN 61347-2-13 / Acc. to EN 55015 / Acc. to EN 61547 / Acc. to EN 61000-3-2 / Acc. to EN 62384 / Acc. to EN 62386 / Acc. to IEC 62386-101:Ed2 / Acc. to IEC 62386-102:Ed2 / Acc. to IEC 62386-207:Ed1 |
| Approval marks – approval | ENEC 10 / VDE / EMC / EL / CE / DALI-2 |

Logistical data

| | |
|----------------|-------------|
| Commodity code | 85044083900 |
|----------------|-------------|

Environmental information

| Information according Art. 33 of EU Regulation (EC) 1907/2006 (REACH) | |
|---|---------------|
| Date of Declaration | 30-05-2024 |
| Primary Article Identifier | 4052899488144 |
| Declaration No. in SCIP database | In work |
| SCIP_STATUS | In work |
| SCIP_ID | |

Ecodesign regulation information:

Intended for use with LED modules.

The forward voltage of the LED light source shall be within the defined operating window of the control gear in all operating conditions including dimming if applicable.

Separate control gear and light sources must be disposed of at certified disposal companies in accordance with Directive 2012/19/EU (WEEE) in the EU and with Waste Electrical and Electronic Equipment (WEEE) Regulations 2013 in the UK. For this purpose, collection points for recycling centres and take-back systems (CRSO) are available from retailers or private disposal companies, which accept separate control gear and light sources free of charge. In this way, raw materials are conserved and materials are recycled.

Download Data

| File | | |
|------------------------|------------|--|
| Certificates | PDF | ▶ OT ENEC 40038447 270224 |
| Certificates | PDF | ▶ EATON(CEAG)-Conformity declaration AB42877_OTi_DALI_25_220-240_700_LT2 |
| Certificates | PDF | ▶ INOTEC- Conformity declaration AB42877_OTi_DALI_25_220-240_700_LT2 |
| CAD data 3-dim | Compressed | ▶ 491388_OTi DALI 25 35 LT2 STEP 61119 |
| CAD data 3-dim | Compressed | ▶ 491391_OTi DALI 25 35 LT2 IGS 61119 |
| CAD data PDF | PDF | ▶ 491387_OTi DALI 25 35 LT2 CADPDF 61119 |
| Mandatory Publications | PDF | ▶ OTi DALI LT2 UK DoC 4281294 02 200923 |
| Mandatory Publications | PDF | ▶ OTi DALI LT2 CE 3365628 14 200923 |
| User instruction | PDF | ▶ OPTOTRONIC LED Power Supply |

Logistical Data

| Product code | Product description | Packaging unit (Pieces/Unit) | Dimensions (length x width x height) | Volume | Gross weight |
|---------------|-----------------------------|----------------------------------|--------------------------------------|----------------------|--------------|
| 4052899488144 | OTi DALI 25/220-240/700 LT2 | Shipping carton box 20 Pieces | 357 x 222 x 96 mm | 7.61 dm ³ | 161.53 g |

The mentioned product code describes the smallest quantity unit which can be ordered. One shipping unit can contain one or more single products. When placing an order, for the quantity please enter single or multiples of a shipping unit

Data privacy

This OSRAM driver can be configured using the Tuner4TRONIC software. This requires registering on www.myosram.com and downloading the Tuner4TRONIC software from the Internet. The Tuner4TRONIC software enables users to access and view the operational data of a luminaire or driver via the corresponding programming interfaces. A password key (Config Lock) must be set up in the driver via the Tuner4TRONIC software in order to control which users can access and view operational data. Follow the instructions for password setup. To grant an external person or company rights to access or view operational data, you can assign password keys. In this case, however, you are responsible for ensuring that the third party concerned takes notice of the information described here.

However, OSRAM can read out operating data from devices for maintenance and service purposes even when a password key has been assigned. In individual cases, OSRAM will also use its access rights in order to optimize or improve driver hardware and driver functions. In accordance with data privacy principles, any user of operating data (luminaire manufacturers, third parties with access rights) must ensure that personal data (e.g. name, address, location IDs) are only merged with the prior written consent of the person (end user) concerned. The respective user of the operating data is responsible for providing evidence of consent.

Accessories Optional

| Product description | Accessory name | Accessory code |
|-----------------------------|---------------------------|-----------------|
| OTi DALI 25/220-240/700 LT2 | OT CABLE CLAMP B-STYLE | ▶ 4052899077881 |
| OTi DALI 25/220-240/700 LT2 | OT CABLE CLAMP B-STYLE TL | ▶ 4052899948051 |

Disclaimer

Subject to change without notice. Errors and omission excepted. Always make sure to use the most recent release.