

OT FIT 75/220-240/550 D LT2 L

OPTOTRONIC FIT D LT2 L | Linear / Area Constant Current – Non dimmable



Product family features

- Line frequency: 0 Hz | 50 Hz | 60 Hz
- Versatile scope of application due to output power range of up to 120 W
- Supply voltage: 220...240 V
- Available with output current range: up to 750 mA
- Non-isolated drivers

Product family benefits

- Flexible current setting (LEDset2)
- Lifetime: up to 100,000 h (temperature at $T_c = 65\text{ °C}$, max. 10 % failure rate)
- High quality of light thanks to low output ripple current
- Very high efficiency
- Fulfill safety requirement due to overload, overtemperature, Hot Plug protection

Areas of application

- Linear lighting for office, education, industry, storage areas and retail
- Installation in emergency lighting systems according to IEC 61347-2-13, appendix J
- Suitable for installation in emergency lighting systems according to EN 60598-2-22
- Suitable for luminaires of protection class I

Technical data

Electrical data

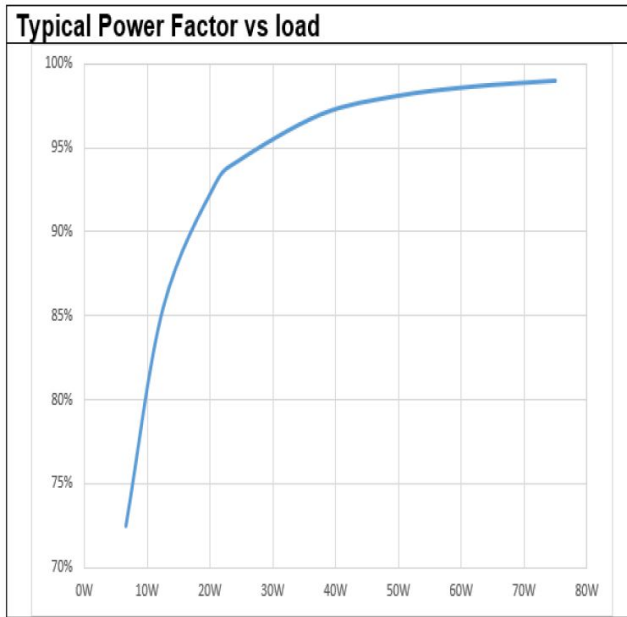
Nominal input voltage	220...240 V
Mains frequency	0/50/60 Hz
Input voltage AC	198...264 V
Input voltage DC	176...276 V
Total harmonic distortion	< 5 %
Power factor λ	0.67C...0.99
Efficiency in full-load	93 % ¹⁾
Device power loss	7.0 W
Networked standby power	not relevant
Inrush current	41 A
Max. ECG no. on circuit breaker 10 A (B)	16
Max. ECG no. on circuit breaker 16 A (B)	26
Surge capability (L-N)	1 kV
Surge capability (L/N-Ground)	2 kV
Protective conductor current	0.3 mA
Nominal output voltage	54...216 V
U-OUT (working voltage)	< 250 V
Nominal output current	125...550 mA ²⁾
Default output current	75 mA ³⁾
Output current tolerance	± 3 %
Output current LEDset open	75 mA
Output current LEDset shorted	550 mA
Output ripple current (100 Hz)	< 1 %
Output PSTLM	≤ 1
Output SVM	≤ 0.4
Nominal output power	6.8...75 W
Maximum output power	75 W

1) at 230 V, 50 Hz

2) ± 3 %

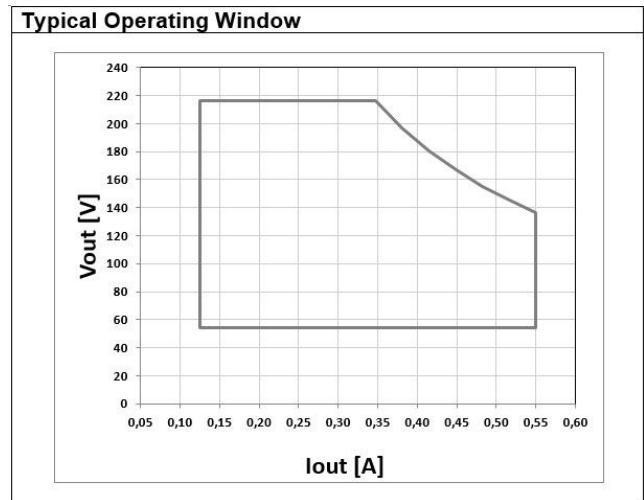
3) LEDset deactivated

Typical Power Factor v Load



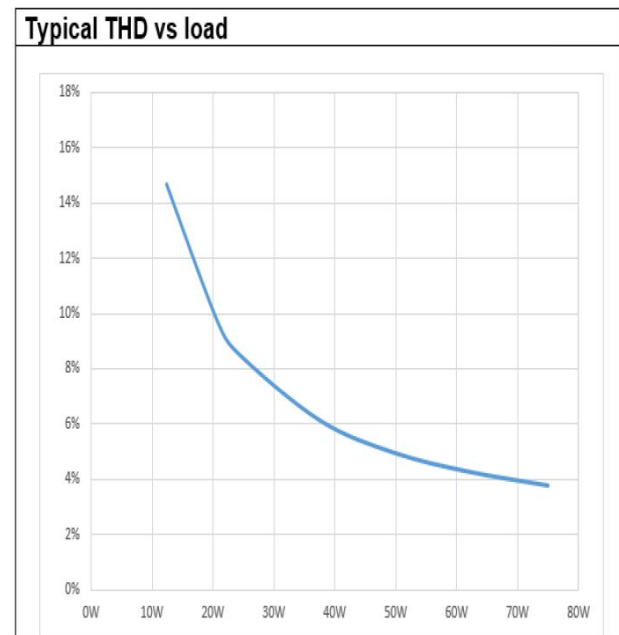
OT FIT 75/220-240/550 D LT2 L Typical Power Factor vs. Load

Operating Window



OT FIT 75/220-240/550 D LT2 L Operating Window

Typical THD v Load



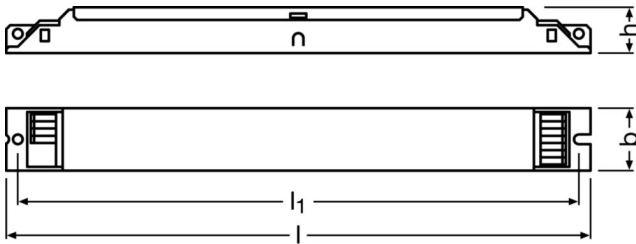
OT FIT 75/220-240/550 D LT2 L Typical THD Vs Load

Typical Efficiency v Load 230 V 50 Hz



OT FIT 75/220-240/550 D LT2 L Typical Efficiency vs. Load (230 V / 50 Hz)

Dimensions & weight



Product weight	203.00 g
Length	280.0 mm
Width	30.0 mm
Height	21.0 mm
Mounting hole spacing, length	270.0 mm
Mounting hole spacing, width	not relevant mm
Cable cross-section, input side	0.5... 1.5 mm ²
Cable cross-section, output side	0.5... 1.5 mm ²
Wire preparation length, input side	8.5...9.5 mm
Wire preparation length, output side	8.5...9.5 mm

Colors & materials

Casing material	Metal
-----------------	-------

Temperatures & operating conditions

Ambient temperature range	-25...+60 °C
Maximum temperature at tc test point	75 °C
Max.housing temperature in case of fault	110 °C
Temperature range at storage	-25...85 °C
Permitted rel. humidity during operation	5...85 % ¹⁾

1) Maximum 56 days/year at 85 %

Lifespan

ECG lifetime	50000 h / 100000 h ¹⁾
---------------------	----------------------------------

1) At maximum $T_c = 75^\circ\text{C}$ / 10% failure rate / At $T_c = 65^\circ\text{C}$ / 10% failure rate

Additional product data

Encapsulated	No
---------------------	----

Capabilities

Programming interface	LEDset
Dimmable	No
Constant lumen function	No
Max. cable length to lamp/LED module	2.0 m ¹⁾
Suitable for fixtures with prot. class	I
Suitable for emergency lighting	Yes
Type of connection, input side	Push terminal
Type of connection, output side	Push terminal
Number of channels	1
Overheating protection	Automatic reversible
Overload protection	Automatic reversible
Short-circuit protection	Automatic reversible
Intended for no-load operation	No
No-load proof	Yes

1) Output wires must be routed as close as possible to each other

Programming

Programming device	LEDset
--------------------	--------

Certificates & standards

Approval marks – approval	CE / EL / VDE-ENEC / VDE-EMC / EAC / CCC / BIS / RCM
Standards	EN 61347-1 / EN 61347-2-13 / EN 55015 / EN 61547 / EN 61000-3-2 / EN 62384 / EN 62386
Type of protection	IP20

Logistical data

Commodity code	85044083900
----------------	-------------

Environmental information

Information according Art. 33 of EU Regulation (EC) 1907/2006 (REACH)	
Date of Declaration	17-10-2024
Primary Article Identifier	4052899478435
Declaration No. in SCIP database	In work
SCIP_STATUS	In work
SCIP_ID	

Ecodesign regulation information:

Intended for use with LED modules.

The forward voltage of the LED light source shall be within the defined operating window of the control gear in all operating conditions including dimming if applicable.

Separate control gear and light sources must be disposed of at certified disposal companies in accordance with Directive 2012/19/EU (WEEE) in the EU and with Waste Electrical and Electronic Equipment (WEEE) Regulations 2013 in the UK. For this purpose, collection points for recycling centres and take-back systems (CRSO) are available from retailers or private disposal companies, which accept separate control gear and light sources free of charge. In this way, raw materials are conserved and materials are recycled.

Download Data

File		
Certificates	PDF	▶ OT ENEC 40038085 230824
CAD data 3-dim	Compressed	▶ OT FIT D LT2 L CAD3PDF 150120
CAD data 2-dim	Compressed	▶ OT FIT D LT2 L CAD2PDF 150120
CAD data	Compressed	▶ OT FIT D LT2 L IGS 150120
CAD data	Compressed	▶ OT FIT D LT2 L STEP 150120
Mandatory Publications	PDF	▶ OT FIT D LT2 L UK DoC 4288054 02 080923
Mandatory Publications	PDF	▶ OT FIT D LT2 L CE 3461268 161023
User instruction	PDF	▶ OPTOTRONIC LED Power Supply

Logistical Data

Product code	Product description	Packaging unit (Pieces/Unit)	Dimensions (length x width x height)	Volume	Gross weight
4052899478435	OT FIT 75/220-240/550 D LT2 L	Shipping carton box 20 Pieces	305 x 161 x 104 mm	5.11 dm ³	211.85 g

The mentioned product code describes the smallest quantity unit which can be ordered. One shipping unit can contain one or more single products. When placing an order, for the quantity please enter single or multiples of a shipping unit

Disclaimer

Subject to change without notice. Errors and omission excepted. Always make sure to use the most recent release.